

**TECHNICAL MANUAL**  
**ILLUSTRATED PARTS BREAKDOWN**

**CONTINUOUS CONTACT PRINTERS**

**MODELS**

**6100C (16MM)      6200C (35MM)**

**PROFESSIONAL EQUIPMENT DIVISION**



**BELL & HOWELL**

7100 McCORMICK ROAD, CHICAGO, ILL. 60645 (312) 673-3300



This parts list applies to most Bell & Howell Model "C" type printers manufactured since 1969. This parts breakdown originally included some sub-assemblies which are no longer manufactured. In these cases, we have deleted the section to avoid mis-identification. If you cannot determine the part number that you require, please order by description. Parts unique to particular models are designated as follows:

CODE	MODEL NO.	DESCRIPTION
A	6100C(X)	16MM Additive Color Printer with Standard Reader
B	6100CH(X)	16MM Additive Color Printer with Hi-Speed Reader
AB	6100 ALL	16MM "C" Type Printers
C	6200C(X)	35MM Additive Color Printer with Standard Reader
D	6200CH(X)	35MM Additive Color Printer with Hi-Speed Reader
CD	6200 ALL	35MM "C" Type Printers
E	6101C(L,S,X)	16MM Sound Heads
F	6202C(L,S,X)	35MM Sound Heads
G, H	6395	R.F. Cuer

The part number column contains Bell & Howell part numbers, vendor part numbers, and for commercially available hardware, the word COML. When requesting parts from Bell & Howell, the Bell & Howell part number should be used. The Bell & Howell part number can be identified as a six digit number always beginning with a 3 or an 03. When the Bell & Howell part number cannot be found in the part number column, it will be found in the description, usually as the last item.

For parts that are peculiar to the Printer Control Unit (Model CL printers) see the separate PCU section.

## LIST OF ILLUSTRATIONS

<u>Title</u>	<u>Page</u>
Additive Color Printer (1 of 2) .....	1
Additive Color Printer (2 of 2) .....	4
Roller Assemblies .....	7
Belt Drive Assembly .....	8
Belt Drive Base .....	10
Idler Assembly PN 034396 .....	12
Idler Assembly PN 034397 .....	13
Mainshaft Housing Assembly .....	14
Fader Gear Drive Assembly PN 034304 .....	15
Fader Gear Drive Assembly PN 034305 .....	16
Picture Head Assemblies (1 of 3) .....	18
Picture Head Assemblies (2 of 3) .....	20
Picture Head Assemblies (3 of 3) .....	23
Interrupter Switch Assembly .....	24
Negative Tension Roller Lever .....	26
Positive Tension Roller Lever .....	27
Idler Lever Assemblies .....	28
Roller Gate Assembly .....	29
Idler Lever Assembly .....	30
Film Tension Control Assembly .....	32
Printing Sprocket Assembly .....	34
Trim Adjustment Assembly .....	36
Back Plate Assembly .....	37
Front Plate Assembly .....	38
Universal Joint Assembly .....	41
Optical Mounting Plate Assembly .....	42
Douser Assembly .....	44
Vane Housing Assembly .....	46
Top Plate Assembly .....	47
Picture Head Mounting Plate .....	49
Lamp House Plate Assembly .....	50
16-mm and 35-mm Soundheads .....	51
Soundhead Main Frame (1 of 2) .....	53/54
Soundhead Main Frame (2 of 2) .....	56
Gate Roller Assemblies .....	58
Gate Roller Index Assembly .....	59
Gear Pinion Assembly .....	60
Printing Lamp Assembly PN 031800 .....	61
Printing Lamp Assembly PN 033063 .....	62
Filter Holder Assembly .....	63
Aperture Drum Assembly PN 031489 .....	64
Aperture Drum Assembly PN 033060 .....	66
Idler Arm Assemblies .....	68
Sprocket Housing Assembly PN 030786 .....	69
Sprocket Housing Assembly PN 033057 .....	70



GROUP ASSEMBLY PARTS LIST

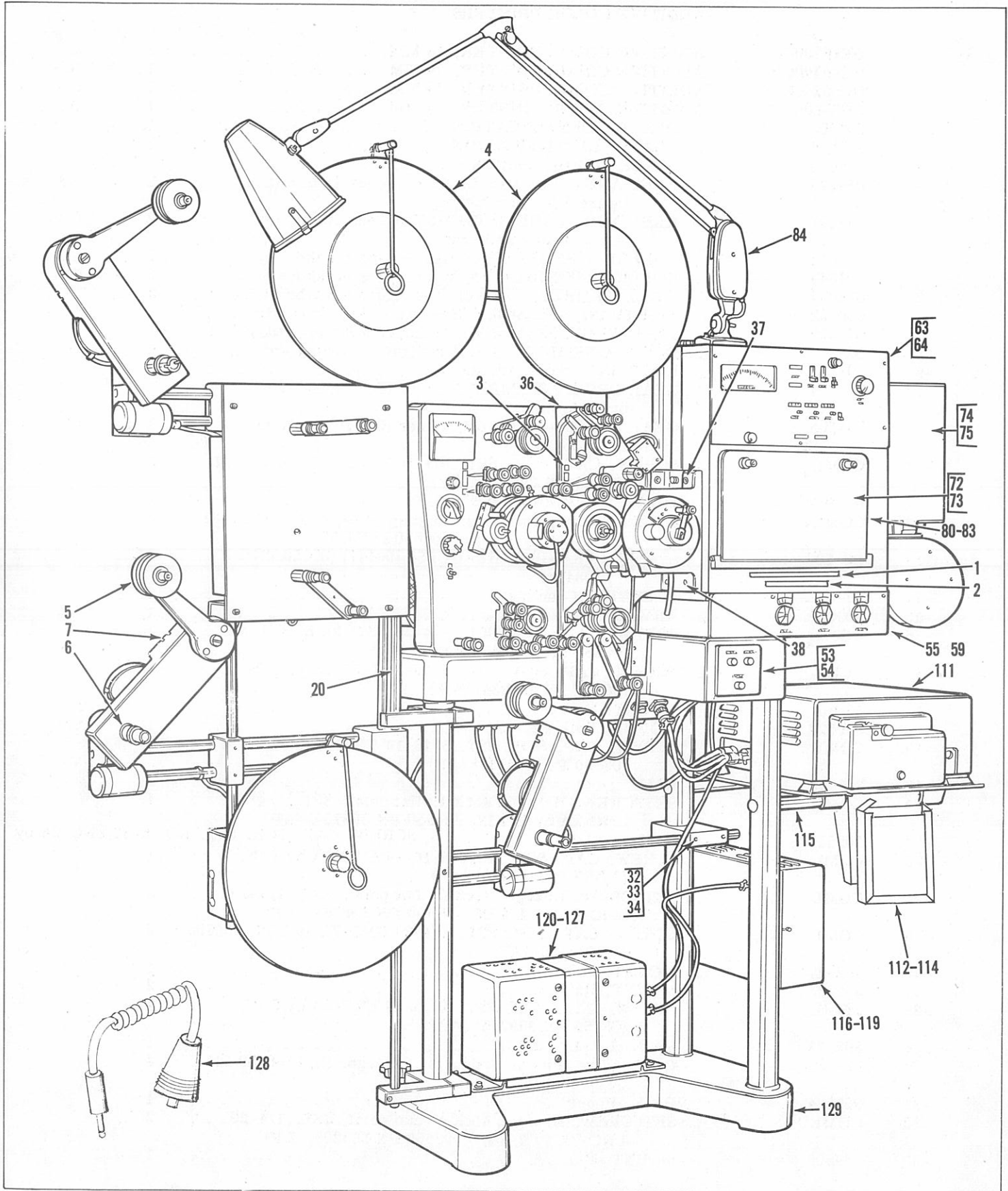


Figure 2. Additive Color Printers (Sheet 1 of 2)

Group Assembly Parts List

FIG. & INDEX NO.	PART NUMBER	1	2	3	4	5	6	7	DESCRIPTION	UNITS PER ASSY	USABLE ON CODE
ADDITIVE COLOR PRINTERS											
2-	DES6100C								ADDITIVE COLOR PRINTER, 16 MM . . . . .	1	A
	DES6100CH								ADDITIVE COLOR PRINTER, 16 MM . . . . .	1	B
	DES6200C								ADDITIVE COLOR PRINTER, 35 MM . . . . .	1	C
	DES6200CH								ADDITIVE COLOR PRINTER, 35 MM . . . . .	1	D
-1	309203								. PLATE, IDENTIFICATION . . . . .	1	
-2	300816								. PLATE, IDENTIFICATION . . . . .	1	
-3	309635								. SCALE, Tension indicator . . . . .	1	
-4	034125								. REEL AND GUARD ASSEMBLY, Feed, 16 mm (See . . . figure 3 for breakdown)	2	AB
	034127								. REEL AND GUARD ASSEMBLY, Feed, 35 mm (See . . . figure 3 for breakdown)	2	CD
-5	034011								. ROLLER ASSEMBLY (See figure 4 for breakdown) . . . . .	2	AB
	034049								. ROLLER ASSEMBLY (See figure 4 for breakdown) . . . . .	2	CD
-6	033084								. HUB ASSEMBLY, Take-up (See figure 5 for breakdown) . . . . .	2	
-7	030822								. TIGHTWIND ASSEMBLY (See figure 6 for breakdown). . . . .	1	
	034220								. TIGHTWIND ASSEMBLY (See figure 6 for breakdown). . . . .	1	
-8	034451								. DRIVE ASSEMBLY, Belt (See figure 7 for breakdown) . . . . .	1	
-9	304743								. COUPLING, Shaft, flexible . . . . .	1	
-10	034304								. GEAR DRIVE ASSEMBLY, Fader (See figure 12 for . . . breakdown)	1	AB
	034305								. GEAR DRIVE ASSEMBLY, Fader (See figure 13 for . . . breakdown)	1	CD
-11	COML								. SCREW, CAP, SCH, SST, NO. 6-32 UNC-2A by 5/8 IN. . . . . (06650 PN 399133) (AP)	3	
	034303								. SHAFT COUPLING ASSEMBLY. . . . .	1	
-12	COML								. SETSCREW, Spline socket, cup point, SST, NO. 6-32 . . . . . NC-2A by 1/4 IN. (06650 PN 399040)	2	
-13	D9-500								. PIN, STRAIGHT, HEADLESS (00141) (06650 PN . . . . . 308484)	1	
-14	309662								. SHAFT, Coupling . . . . .	1	
-15	309607								. ARM, Feed reel. . . . .	1	
-16	COML								. SCREW, CAP, SCH, SST, 1/4-20 UNC-2A by 3/4 IN. . . . . (06650 PN 399149) (AP)	1	
-17	COML								. SCREW, CAP, SCH, SST, 5/16-18 UNC-2A by 1 IN. . . . . (06650 PN 399234) (AP)	1	
-18	309604								. MOUNT, Rail . . . . .	1	AB
	309523								. MOUNT, Rail . . . . .	1	CD
-19	COML								. SCREW, CAP, SCH, SST, 5/16-18 UNC-2A by 1 IN. . . . . (06650 PN 399234) (AP)	1	
-20	309540								. RAIL . . . . .	1	
-21	COML								. SETSCREW, Hexagon socket, flat point, SST, 1/4-20. . . . . UNC-2A by 1/4 IN. (06650 PN 308764) (AP)	1	
-22	309539								. RAIL . . . . .	1	
-23	COML								. SCREW, CAP, SCH, SST, 5/16-18 UNC-2A by 1 IN. . . . . (06650 PN 399234) (AP)	1	
-24	COML								. SETSCREW, Hexagon socket, flat point, SST, 1/4-20. . . . . UNC-2A by 1/4 IN. (06650 PN 308764) (AP)	2	
-25	COML								. SCREW, CAP, SCH, SST, 1/4-20 UNC-2A by 1 IN. (06650 PN 399150) (AP)	2	
-26	309517								. MOUNT, Rail . . . . .	1	
-27	309605								. MOUNT, Rail . . . . .	2	
-28	COML								. SCREW, CAP, SCH, SST, 5/16-18 UNC-2A by 2 IN. . . . . (06650 PN 399255) (AP)	4	
-29	309323								. RAIL, Lower . . . . .	1	
-30	75-539								. CLIP, Wire (Pincor Products, Chicago, Ill.) (06650 PN . . . . . 301931)	4	
-31	309324								. RAIL, Upper . . . . .	1	
-32	COML								. SETSCREW, Hexagon socket, cup point, SST, 1/4-20. . . . . UNC-2A by 3/8 IN. (06650 PN 399205) (AP)	2	
-33	309606								. MOUNT, Rail . . . . .	1	

FIG. & INDEX NO.	PART NUMBER	1	2	3	4	5	6	7	DESCRIPTION	UNITS PER ASSY	USABLE ON CODE
ADDITIVE COLOR PRINTERS (CONT)											
2-34	COML	.							SCREW, CAP, SCH, SST, 5/16-18 UNC-2A by 2 IN. . . . . (06650 PN 399255) (AP)	2	
-35	308727	.							SUPPORT, Feed reel arm . . . . .	1	
-36	034356	.							PICTURE HEAD ASSEMBLY (See figure 14 for breakdown)	1	AB
	034630	.							PICTURE HEAD ASSEMBLY (See figure 14 for breakdown)	1	AB
	034016	.							PICTURE HEAD ASSEMBLY (See figure 14 for breakdown)	1	CD
-37	COML	.							SCREW, CAP, SCH, SST, 5/16-18 UNC-2A by 1 IN. . . . . (06650 PN 399234) (AP)	3	
-38	COML	.							SCREW, CAP, SCH, SST, 5/16-18 UNC-2A by 1-1/4 IN. . . . . (06650 PN 399237) (AP)	1	
-39	034091	.							CABLE ASSEMBLY, SPECIAL PURPOSE, ELECTRICAL (See figure 26 for breakdown)	1	
-40	034092	.							CABLE ASSEMBLY, SPECIAL PURPOSE, ELECTRICAL (See figure 26 for breakdown)	1	
-41	034097	.							CABLE ASSEMBLY, SPECIAL PURPOSE, ELECTRICAL (See figure 26 for breakdown)	1	
-42	034098	.							CABLE ASSEMBLY, SPECIAL PURPOSE, ELECTRICAL (See figure 26 for breakdown)	1	AC
	031982	.							CABLE ASSEMBLY, SPECIAL PURPOSE, ELECTRICAL (See figure 26 for breakdown)	1	BD
-43	034264	.							CABLE ASSEMBLY, SPECIAL PURPOSE, ELECTRICAL (See figure 26 for breakdown)	1	AC
	031982	.							CABLE ASSEMBLY, SPECIAL PURPOSE, ELECTRICAL (See figure 26 for breakdown)	1	BD
-44	034472	.							CABLE ASSEMBLY, SPECIAL PURPOSE, ELECTRICAL (See figure 26 for breakdown)	1	
-45	034089	.							CABLE ASSEMBLY, SPECIAL PURPOSE, ELECTRICAL (See figure 27 for breakdown)	1	
-46	034095	.							CABLE ASSEMBLY, SPECIAL PURPOSE, ELECTRICAL (See figure 27 for breakdown)	1	
-47	034096	.							CABLE ASSEMBLY, SPECIAL PURPOSE, ELECTRICAL (See figure 27 for breakdown)	1	
-48	034099	.							CABLE ASSEMBLY, SPECIAL PURPOSE, ELECTRICAL (See figure 27 for breakdown)	1	
-49	034100	.							CABLE ASSEMBLY, SPECIAL PURPOSE, ELECTRICAL (See figure 27 for breakdown)	1	
-50	034202	.							CABLE ASSEMBLY, SPECIAL PURPOSE, ELECTRICAL (See figure 27 for breakdown)	1	
-51	034375	.							PANEL ASSEMBLY (See figure 28 for breakdown) . . . . .	1	
-52	COML	.							SCREW, MACHINE, BIND. HD, SST, NO. 6-32 NC-2A . . . . . by 1/4 IN. (06650 PN 31049) (AP)	6	
-53	034110	.							CONTROL ASSEMBLY (See figure 29 for breakdown) . . . . .	1	
-54	COML	.							SCREW, CAP, SCH, SST, NO. 6-32 UNC-2A by 1/2 IN. . . . . (06650 PN 399132) (AP)	4	
-55	NO NUMBER	.							TRIM ADJUSTMENT ASSEMBLY (See figure 30 for . . . . . breakdown)	1	
-56	COML	.							SCREW, MACHINE, BIND. HD, SST, NO. 6-32 UNC-2A . . . . . by 7/8 IN. (06650 PN 399244) (AP)	4	
-57	COML	.							SCREW, MACHINE, BIND. HD, SST, NO. 6-32 NC-2A . . . . . by 3/16 IN. (06650 PN 31943) (AP)	2	
-58	S-632-2	.							NUT, PLAIN, CLINCH (46384) (06650 PN 304836) (AP) . . . . .	2	
-59	COML	.							SCREW, MACHINE, BIND. HD, SST, NO. 6-32 NC-2A . . . . . by 7/16 IN. (06650 PN 301366) (AP)	4	
-60	304474	.							PLATE ASSEMBLY, Back (See figure 31 for breakdown) . . . . .	1	
-61	COML	.							SCREW, MACHINE, BIND. HD, SST, NO. 6-32 NC-2A . . . . . by 3/8 IN. (06650 PN 31499) (AP)	8	
-62	COML	.							SCREW, MACHINE, BIND. HD, SST, NO. 10-32 NF-2A . . . . . by 5/8 IN. (06650 PN 31499) (AP)	3	
-63	034473	.							PLATE ASSEMBLY, Front (See figure 32 for breakdown) . . . . .	1	
-64	COML	.							SCREW, MACHINE, BIND. HD, SST, NO. 6-32 NC-2A . . . . . by 1/2 IN. (06650 PN 31928) (AP)	7	

Group Assembly Parts List

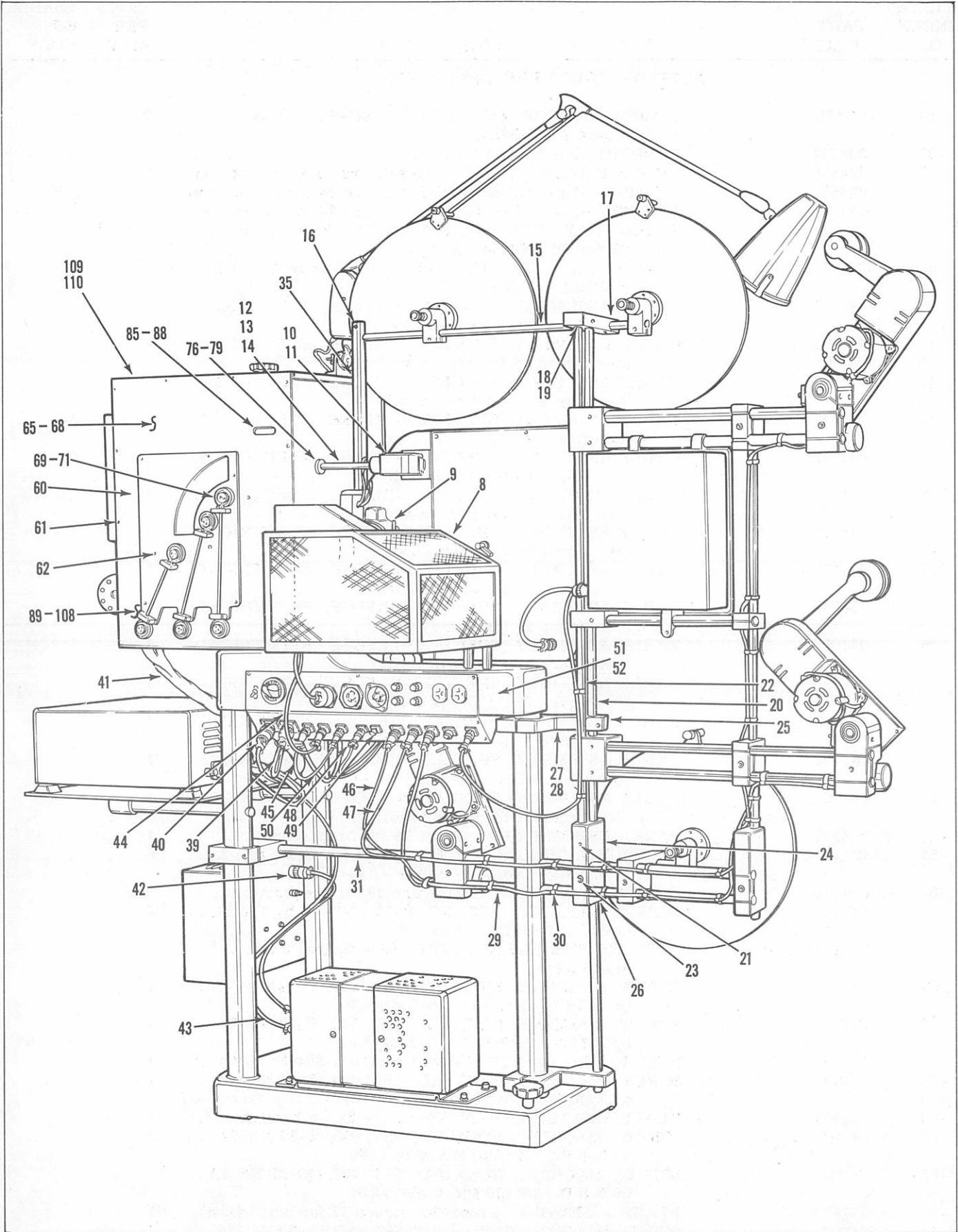


Figure 2. Additive Color Printers (Sheet 2 of 2)



Group Assembly Parts List

FIG. & INDEX NO.	PART NUMBER	1	2	3	4	5	6	7	DESCRIPTION	UNITS PER ASSY	USABLE ON CODE
ADDITIVE COLOR PRINTERS (CONT)											
2-65	034189	.							UNIVERSAL JOINT ASSEMBLY (See figure 33 for breakdown)	1	
-66	COML	.							SETSCREW, Splined socket, cup point, SST, NO. 6-32 . . NC-2A by 1/8 IN. (06650 PN 399040) (AP)	2	
-67	308420	.							COUPLING, SLEEVE . . . . .	1	
-68	COML	.							SETSCREW, Splined socket, cup point, SST, NO. 6-32 . . NC-2A by 1/8 IN. (06650 PN 399040) (AP)	4	
-69	034002	.							VALVE ASSEMBLY, Light . . . . .	3	
-70	308311	.							SCREW, CAP, Hexagon HD, SST, passivate, threaded . . 5/16 IN. NO. 10-32 UNF-2A by 2.265 IN. (AP)	3	
-71	308283	.							WASHER, FLAT (AP) . . . . .	3	
-72	034120	.							PLATE ASSEMBLY, Optical mounting (See figure 34 for breakdown)	1	
-73	COML	.							SCREW, CAP, SCH, SST, NO. 10-32 UNF-2A by 5/8 IN. . (06650 PN 399141) (AP)	9	
-74	031021	.							LAMP HOUSE ASSEMBLY (See figure 40 for breakdown) .	1	
-75	COML	.							SCREW, CAP, SCH, SST, 1/4-20 UNC-2A by 5/8 IN. . . (06650 PN 399148) (AP)	4	
-76	SR188PP	.							BEARING, BALL, ANNULAR (83086) (Alternate) . . . . .	1	
	SR188SSW3	.							BEARING, BALL, ANNULAR (70854) (Alternate) (06650 . PN 308259)	1	
-77	N5000-50MF	.							RING, RETAINING (79136) (06650 PN 308260) (AP) . . . . .	1	
-78	308220	.							ADAPTER, Bearing . . . . .	1	
-79	COML	.							SCREW, MACHINE, FH, SST, NO. 4-40 NC-2A by 1/2 IN (06650 PN 399159) (AP)	3	
-80	034498	.							FADER ASSEMBLY (See figure 36 for breakdown) . . . . .	1	
-81	COML	.							SCREW, CAP, SCH, SST, NO. 10-32 UNF-2A by 5/8 IN. . (06650 PN 399141) (AP)	4	
-82	COML	.							SCREW, CAP, SCH, SST, NO. 8-32 UNC-2A by 3/8 IN. . (06650 PN 399135) (AP)	4	
-83	BEAX1-583152	.							WASHER, LOCK (21450) (06650 PN 98766) (AP) . . . . .	4	
-84	034368	.							LIGHT ASSEMBLY, Safe (See figure 41 for breakdown) . .	1	
-85	50-235052- AAAA2	.							METER, TIME TOTALIZING, 120V, 60 CPS (59436) . . . (06650 PN 301849)	1	
-86	COML	.							SCREW, MACHINE, BIND. HD, SST, NO. 4-40 NC-2A . . by 1/4 IN. (06650 PN 300323) (AP)	4	
-87	308273	.							BRACKET . . . . .	1	
-88	COML	.							SCREW, MACHINE, BIND. HD, SST, NO. 6-32 NC-2A . . by 5/16 IN. (06650 PN 399016) (AP)	2	
-89	033041	.							GROUND WIRE ASSEMBLY . . . . .	1	
-90	031846	.							WIRING HARNESS, BRANCHED (See figure 42 for breakdown)	1	
-91	COML	.							SCREW, MACHINE, BIND. HD, SST, NO. 4-40 NC-2A . . by 1/4 IN. (06650 PN 300323) (AP)	4	
-92	COML	.							WASHER, LOCK. Internal tooth, SST, for NO. 4 screw . (06650 PN 308187) (AP)	4	
-93	COML	.							SCREW, MACHINE, BIND. HD, SST, NO. 8-32 NC-2A . by 5/8 IN. (06650 PN 399096) (AP)	4	
-94	COML	.							SCREW, MACHINE, BIND. HD, SST, NO. 6-32 NC-2A . by 1/2 IN. (06650 PN 31928) (AP)	5	
-95	COML	.							SCREW, MACHINE, BIND. HD, SST, NO. 6-32 NC-2A . by 3/16 IN. (06650 PN 31943) (AP)	4	
-96	COML	.							SCREW, MACHINE, BIND. HD, SST, NO. 6-32 NC-2A . by 3/8 IN. (06650 PN 31499) (AP)	6	
-97	COML	.							SCREW, MACHINE, BIND. HD, SST, NO. 8-32 NC-2A . by 1/2 IN. (06650 PN 31491) (AP)	2	
-98	COML	.							SCREW, MACHINE, BIND. HD, SST, NO. 5-40 NC-2A . by 3/16 IN. (06650 PN 31905) (AP)	2	
-99	COML	.							SCREW, MACHINE, BIND. HD, SST, NO. 6-32 NC-2A . by 7/16 IN. (06650 PN 301366) (AP)	4	



Group Assembly Parts List

FIG. & INDEX NO.	PART NUMBER	1	2	3	4	5	6	7	DESCRIPTION	UNITS PER ASSY	USABLE ON CODE
ADDITIVE COLOR PRINTERS (CONT)											
2-100	COML	.							SCREW, MACHINE, BIND. HD, SST, NO. 6-32 NC-2A . . . by 5/16 IN. (06650 PN 399016) (AP)	3	
-101	COML	.							NUT, PLAIN, HEXAGON, SST, NO. 6-32 NC-2B . . . . . (06650 PN 308188) (AP)	1	
-102	COML	.							NUT, PLAIN, HEXAGON, SST, NO. 8-32 NC-2B . . . . . (06650 PN 310036) (AP)	2	
-103	HP-4N	.							CLAMP, Loop (09922) (06650 PN 308365) . . . . .	6	
-104	MS-21-140	.							STRIP, Marker (75173) (06650 PN 82005) . . . . .	1	
-105	308215	.							BRACKET . . . . .	1	
-106	308298	.							BRACKET . . . . .	1	
-107	COML	.							SCREW, MACHINE, BIND. HD, SST, NO. 6-32 NC-2A . . . by 5/16 IN. (06650 PN 399016) (AP for items 105 and 106)	3	
-108	AN931-11-16	.							GROMMET, RUBBER (06650 PN 304845) . . . . .	1	
-109	NO NUMBER	.							VANE HOUSING ASSEMBLY (See figure 43 for breakdown)	1	
-110	COML	.							SCREW, CAP, SCH, SST, 5/16-18 UNC-2A by 1 IN. . . . . (06650 PN 399234) (AP)	4	
-111	034005	.							READER, Punched Tape (See figure 47 for breakdown) . .	1	AC
	031795	.							READER, Punched Tape (See figure 49 for breakdown) . .	1	BD
-112	033018	.							CHUTE ASSEMBLY, Tape (See figure 66 for breakdown) .	1	BD
-113	COML	.							SCREW, MACHINE, BIND. HD, SST, NO. 8-32 NC-2A . . . by 5/16 IN. (06650 PN 31493) (AP)	2	BD
-114	7878-N	.							WASHER, FLAT (04941) (06650 PN 302097) (AP) . . . . .	2	BD
-115	033282	.							PLATFORM ASSEMBLY, Reader (See figure 67 for . . . . breakdown)	1	
-116	034007	.							POWER SUPPLY ASSEMBLY (See figure 68 for breakdown)	1	AC
	031979	.							POWER SUPPLY ASSEMBLY (See figure 69 for breakdown)	1	BD
-117	COML	.							SCREW, MACHINE, BIND. HD, SST, NO. 10-32 NF-2A . . . by 3/8 IN. (06650 PN 399022) (AP)	4	AC
	COML	.							SCREW, MACHINE, BIND. HD, SST, NO. 10-32 NF-2A . . . by 3/4 IN. (06650 PN 399026) (AP)	6	BD
-118	BEAX1-583153	.							WASHER, LOCK (21450) (06650 PN 99301) (AP) . . . . .	6	BD
-119	303630	.							SPACER, SLEEVE (AP) . . . . .	6	BD
-120	031848	.							TRANSFORMER ASSEMBLY (See figure 71 for breakdown)	1	AC
	031980	.							TRANSFORMER ASSEMBLY (See figure 72 for breakdown).	1	BD
-121	COML	.							SCREW, CAP, SCH, SST, 5/16-18 UNC-2A by 3/4 IN. . . . (06650 PN 399245) (AP)	4	
-122	COML	.							WASHER, LOCK, Internal tooth, SST, for 5/16 IN. screw (06650 PN 309371)(AP)	4	
-123	COML	.							WASHER, FLAT, SST, 21/65 ID, 5/8 OD, by 1/16 IN. . . . thick (06650 PN 309370) (AP)	4	
-124	303628	.							PLATE, Transformer mounting . . . . .	1	BD
-125	COML	.							SCREW, CAP, SCH, SST, 5/16-18 UNC-2A by 3/4 IN. . . . (06650 PN 399245) (AP)	4	BD
-126	COML	.							WASHER, LOCK, Internal tooth, SST, for 5/16 IN. screw (06650 PN 309371) (AP)	4	BD
-127	COML	.							WASHER, FLAT, SST, 21/64 ID, 5/8 OD, by 1/16 IN. . . . thick (06650 PN 309370) (AP)	4	BD
-128	033004	.							CUE ASSEMBLY, Remote. . . . .	1	BD
-129	034706	.							PEDESTAL ASSEMBLY (See figure 73 for breakdown) . . .	1	

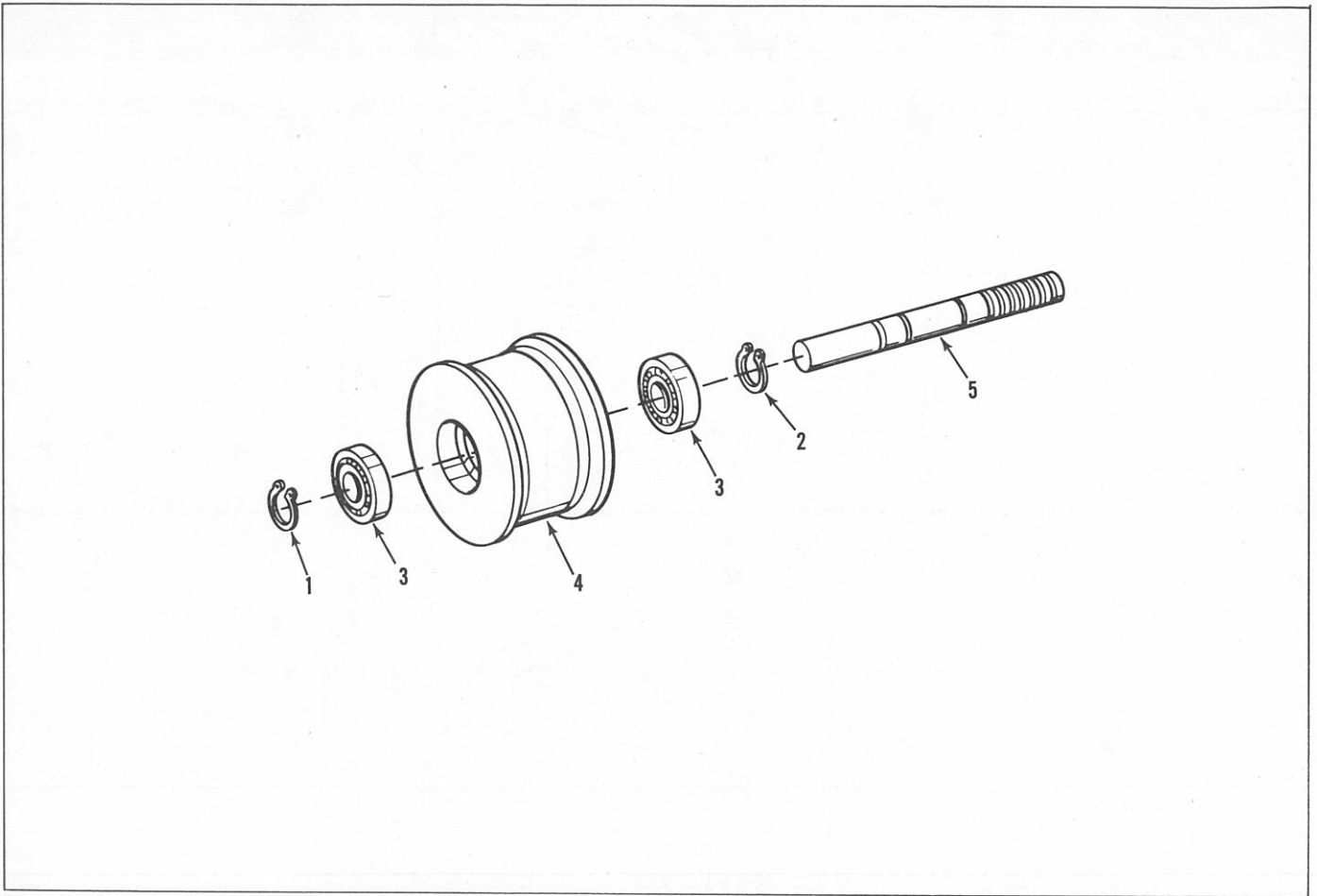


Figure 4. Roller Assemblies

FIG. & INDEX NO.	PART NUMBER	1	2	3	4	5	6	7	DESCRIPTION	UNITS PER ASSY	USABLE ON CODE
ROLLER ASSEMBLIES											
4-	034011								ROLLER ASSEMBLY (See figures 2 and 74 for NHA) . . . . .	REF	ABE
	034049								ROLLER ASSEMBLY (See figures 2 and 74 for NHA) . . . . .	REF	CDF
-1	5100-50MF								. RING, RETAINING (79136) (06650 PN 304726) . . . . .	1	
-2	5101-50MF								. RING, RETAINING (79136) (06650 PN 308359) . . . . .	1	
-3	SR8SS3								. BEARING, BALL, ANNULAR (70854) (Alternate) . . . . .	2	
	5KDDFS171								. BEARING, BALL, ANNULAR (21335) (Alternate) . . . . . (06650 PN 309796)	2	
-4	308391								. ROLLER . . . . .	1	ABE
	308392								. ROLLER . . . . .	1	CDF
-5	308991								. SHAFT . . . . .	1	

Group Assembly Parts List

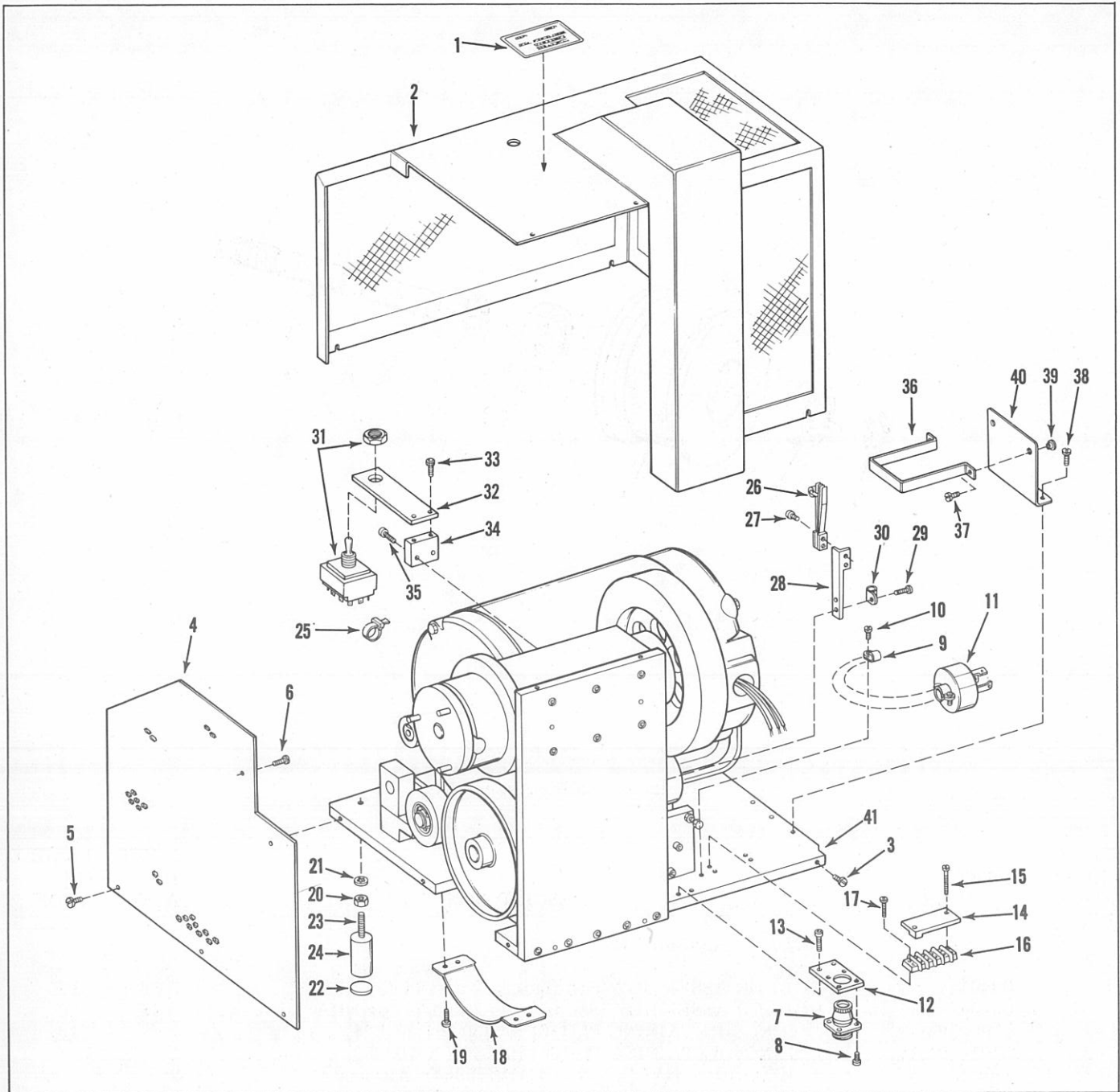


Figure 7. Belt Drive Assembly

FIG. & INDEX NO.	PART NUMBER	1	2	3	4	5	6	7	DESCRIPTION	UNITS PER ASSY	USABLE ON CODE
<b>BELT DRIVE ASSEMBLY</b>											
7-	034451								DRIVE ASSEMBLY, Belt (See figure 2 for NHA)	REF	
-1	309066								PLATE, INSTRUCTION	1	
-2	309917								SHROUD	1	
-3	COML								SCREW, MACHINE, BIND. HD, SST, NO. 6-32 NC-2A . . . by 1/4 IN. (06650 PN 31049) (AP)	7	
-4	310067								PLATE, Cover	1	
-5	COML								SCREW, MACHINE, BIND. HD, SST, NO. 6-32 NC-2A . . . by 1/4 IN. (06650 PN 31049) (AP)	3	

FIG. & INDEX NO.	PART NUMBER	1	2	3	4	5	6	7	DESCRIPTION	UNITS PER ASSY	USABLE ON CODE
BELT DRIVE ASSEMBLY											
7-6	COML	.							SCREW, MACHINE, BIND. HD, SST, NO. 10-32 . . . . . NF-2A by 3/8 IN. (06650 PN 399022) (AP)	2	
-7	PC00E-10-6P	.							CONNECTOR, RECEPTACLE, ELECTRICAL (77820). . (06650 PN 309205)	1	
-8	COML	.							SCREW, MACHINE, BIND. HD, SST, NO. 4-40 NC-2A. by 3/16 IN. (06650 PN 302099) (AP)	4	
7-	034460	.							CABLE ASSEMBLY . . . . .	1	
-9	COML	.							SCREW, MACHINE, BIND. HD, SST, NO. 8-32 NC-2A. by 3/8 IN. (06650 PN 31930) (AP)	1	
-10	HP-5N	.							CLAMP, Loop (09922) (06650 PN 308637) (AP). . . . .	1	
-11	4770	.							CONNECTOR, PLUG, ELECTRICAL (74545) (06650 . PN 309926)	1	
-12	309856	.							BRACKET . . . . .	1	
-13	COML	.							SCREW, CAP, SCH, SST, NO. 8-32 UNC-2A by 1/2 IN. (06650 PN 399136) (AP)	2	
-14	309022	.							COVER, Terminal board . . . . .	1	
-15	COML	.							SCREW, MACHINE, BIND. HD, SST, NO. 6-32 UNC-2A by 7/8 IN (06650 PN 399244) (AP)	2	
-16	4-140	.							TERMINAL BOARD (71785) (06650 PN 308342) (AP) . .	1	
-17	COML	.							SCREW, MACHINE, BIND. HD, SST, NO. 6-32 NC-2A. by 1/2 IN. (06650 PN 31928) (AP)	2	
-18	309852	.							COVER, Pulley . . . . .	1	
-19	COML	.							SCREW, MACHINE, BIND. HD, SST, NO. 6-32 NC-2A. by 3/8 IN. (06650 PN 31499) (AP)	4	
7-	031074	.							STUD MOUNT ASSEMBLY . . . . .	2	
-20	COML	.							NUT, PLAIN, HEXAGON, SST, 1/4-20 UNC-2B (06650. PN 310022) (AP)	2	
-21	COML	.							WASHER, LOCK, Internal tooth, STL, for 1/4 IN. . . . screw (06650 PN 26734) (AP)	2	
-22	309918	.							PAD . . . . .	1	
-23	310367	.							STUD . . . . .	1	
-24	310368	.							MOUNT. . . . .	1	
-25	WL-725	.							CLAMP, Loop (95987) (06650 PN 308601) . . . . .	5	
-26	XA-11576	.							SWITCH, STACK (82389) (06650 PN 309040). . . . .	1	
-27	COML	.							SCREW, MACHINE, BIND. HD, SST, NO. 4-40 NC-2A. by 7/16 IN. (06650 PN 399012) (AP)	2	
-28	309850	.							BRACKET . . . . .	1	
-29	COML	.							SCREW, CAP, SCH, SST, NO. 6-32 UNC-2A by 3/8 IN. (06650 PN 399131) (AP)	2	
-30	3/16-H	.							CLAMP, Loop (All States Plastics Mfg Co., Inc., . . . . Chicago, Ill.) (06650 PN 39186)	1	
-31	7665K4	.							SWITCH, TOGGLE (Shown in two parts) (15605) (06650 . PN 621152)	1	
-32	309854	.							BRACKET . . . . .	1	
-33	COML	.							SCREW, CAP, SCH, SST, NO. 8-32 UNC-2A by 5/16 . IN. (06650 PN 399178) (AP)	2	
-34	309855	.							BRACKET . . . . .	1	
-35	COML	.							SCREW, CAP, SCH, SST, NO. 8-32 UNC-2A by 5/8 IN. (06650 PN 399137) (AP)	2	
-36	309858	.							CLAMP, Capacitor . . . . .	1	
-37	COML	.							SCREW, MACHINE, BIND. HD, SST, NO. 6-32 NC-2A. by 1/4 IN. (06650 PN 31049) (AP)	2	
7-	034457	.							BRACKET ASSEMBLY . . . . .	1	
-38	COML	.							SCREW, MACHINE, BIND. HD, SST, NO. 6-32 NC-2A. by 3/8 IN. (06650 PN 31499) (AP)	3	
-39	S-632-2	.							NUT, PLAIN, CLINCH (46384) (06650 PN 304836) . .	2	
-40	309859	.							BRACKET . . . . .	1	
-41	034452	.							BASE ASSEMBLY (See figure 8 for breakdown) . . . . .	1	



Group Assembly Parts List

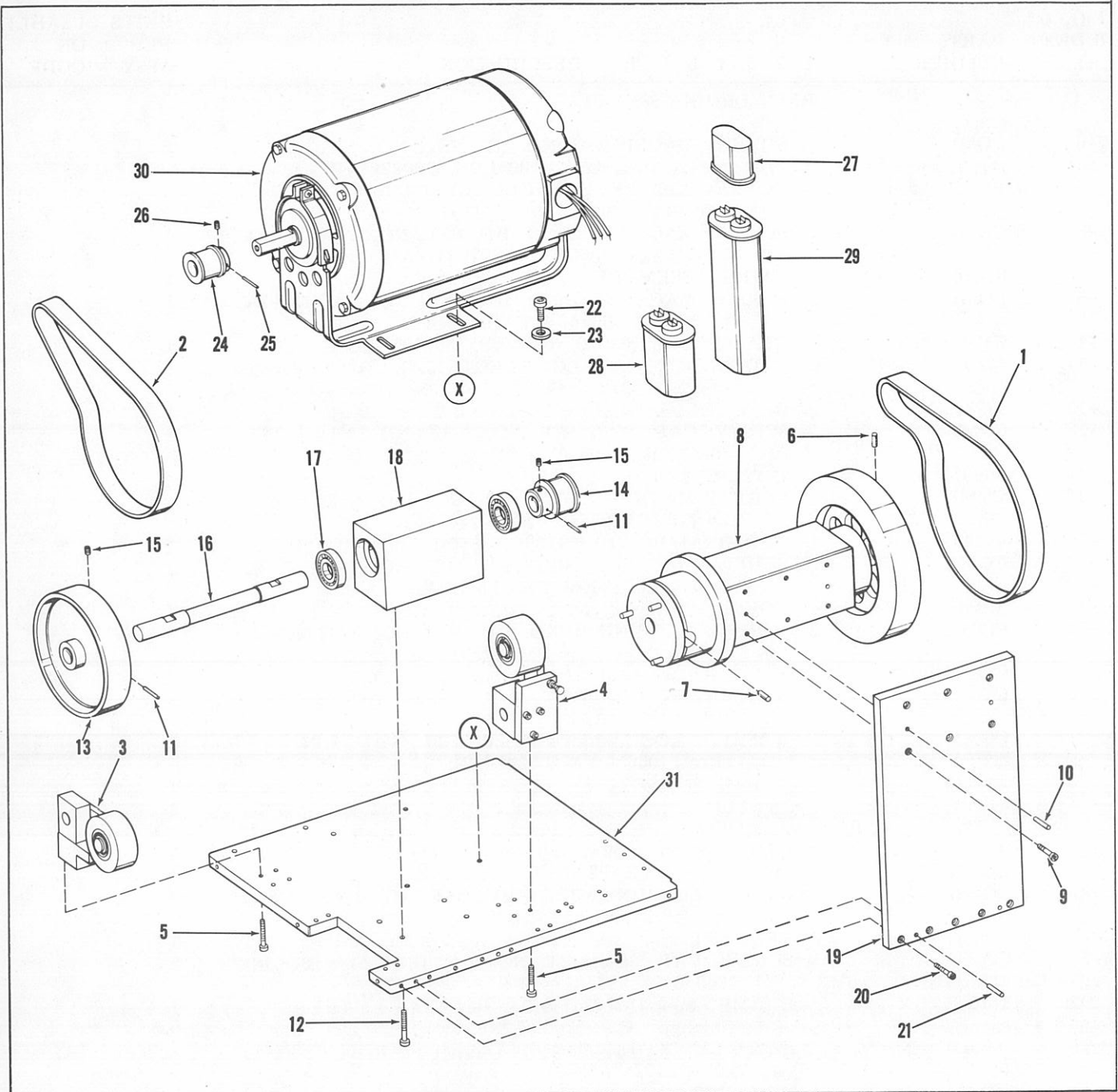


Figure 8. Base Assembly



FIG. & INDEX NO.	PART NUMBER	1 2 3 4 5 6 7	DESCRIPTION	UNITS PER ASSY	USABLE ON CODE
BASE ASSEMBLY					
8-	034452		BASE ASSEMBLY (See figure 7 for NHA)	REF	
-1	B1391		. BELT, FLAT (Burrell Belting Co., 7501 N. St. Louis . . Ave., Skokie, Ill.) (06650 PN 310369)	1	
-2	B1392		. BELT, FLAT (Burrell Belting Co., 7501 N. St. Louis . . Ave., Skokie, Ill.) (06650 PN 310370)	1	
-3	034396		. IDLER ASSEMBLY (See figure 9 for breakdown) . . . . .	1	
-4	034397		. IDLER ASSEMBLY (See figure 10 for breakdown) . . . . .	1	
-5	COML		. SCREW, CAP, SCH, SST, NO. 10-32 UNF-2A by 7/8 IN. (06650 PN 399143) (AP for items 3 and 4)	8	
-6	79-028-125-1125		. PIN, SPRING (72962) (06650 PN 309881) . . . . .	1	
-7	79-028-125-1250		. PIN, SPRING (72962) (06650 PN 309880) . . . . .	1	
-8	034393		. HOUSING ASSEMBLY, Mainshaft (See figure 11 for . . . breakdown)	1	
-9	COML		. SCREW, CAP, SCH, SST, NO. 10-32 UNF-2A by 7/8 IN.. (06650 PN 399143) (AP)	6	
-10	305976		. PIN, STRAIGHT, HEADLESS (AP) . . . . .	2	
-11	79-028-125-1000		. PIN, SPRING, (72962) (06650 PN 309882) (AP) . . . . .	2	
8-	031270		. BLOCK AND PULLEY ASSEMBLY . . . . .	1	
-12	COML		. SCREW, CAP, SCH, SST, 1/4-20 UNC-2A by 1 IN. . . . . (06650 PN 399150) (AP)	4	
-13	309848		. . . PULLEY . . . . .	1	
-14	310398		. . . PULLEY . . . . .	1	
-15	COML		. . . SETSCREW, Hexagon socket, cup point, SST, NO. . . 10-32 NF-2A by 1/4 IN. (06650 PN 399200) (AP for items 13 and 14)	2	
-16	309835		. . . SHAFT . . . . .	1	
-17	7KDDFS171		. . . BEARING, BALL, ANNULAR (21335) (06650 PN. . . . . 309797)	2	
-18	309834		. . . BLOCK . . . . .	1	
-19	309851		. . . PLATE, Mounting . . . . .	1	
-20	COML		. SCREW, CAP, SCH, SST, NO. 10-32 UNF-2A by 7/8 IN. (06650 PN 399143) (AP)	4	
-21	305796		. PIN, STRAIGHT, HEADLESS (AP) . . . . .	2	
8-	034454		. MOTOR AND PULLEY ASSEMBLY . . . . .	1	
-22	COML		. SCREW, CAP, SCH, SST, 1/4-20 UNC-2A by 1/2 IN. . . . . (06650 PN 399147) (AP)	4	
-23	COML		. WASHER, FLAT, STL, cadmium plated, 17/64 ID, 9/16 . OD, by 3/64 IN. thick (06650 PN 17717) (AP)	4	
-24	309845		. . . PULLEY . . . . .	1	
-25	79-028-125-1000		. . . PIN, SPRING (72962) (06650 PN 309882) (AP) . . . . .	1	
-26	COML		. . . SETSCREW, Hexagon socket, cup point, SST, NO. . . 10-32 UNF-2A by 1/4 IN. (06650 PN 399200) (AP)	1	
8-	034391		. . . MOTOR AND CAPACITOR ASSEMBLY . . . . .	1	
-27	OC-1		. . . . . BOOT, Rubber capacitor (37942) . . . . .	2	
-28	32A3703DA		. . . . . CAPACITOR, FIXED, ELECTROLYTIC 3UF, . . . . . 370 VAC (37942)	1	
-29	32A3710DA		. . . . . CAPACITOR, FIXED, ELECTROLYTIC 10UF, . . . . . 370 VAC (37942)	1	
-30	MOD66525B		. . . . . MOTOR, ALTERNATING CURRENT, 1 phase, . . . . . 115V, 60/50 cycle, 3450/2850-1140/950 RPM, 3.4/2.6-1.4/1.8 AMP, continuous duty, type C, frame H56Z (92940)	1	
-31	309916		. . . . . BASE . . . . .	1	

Group Assembly Parts List

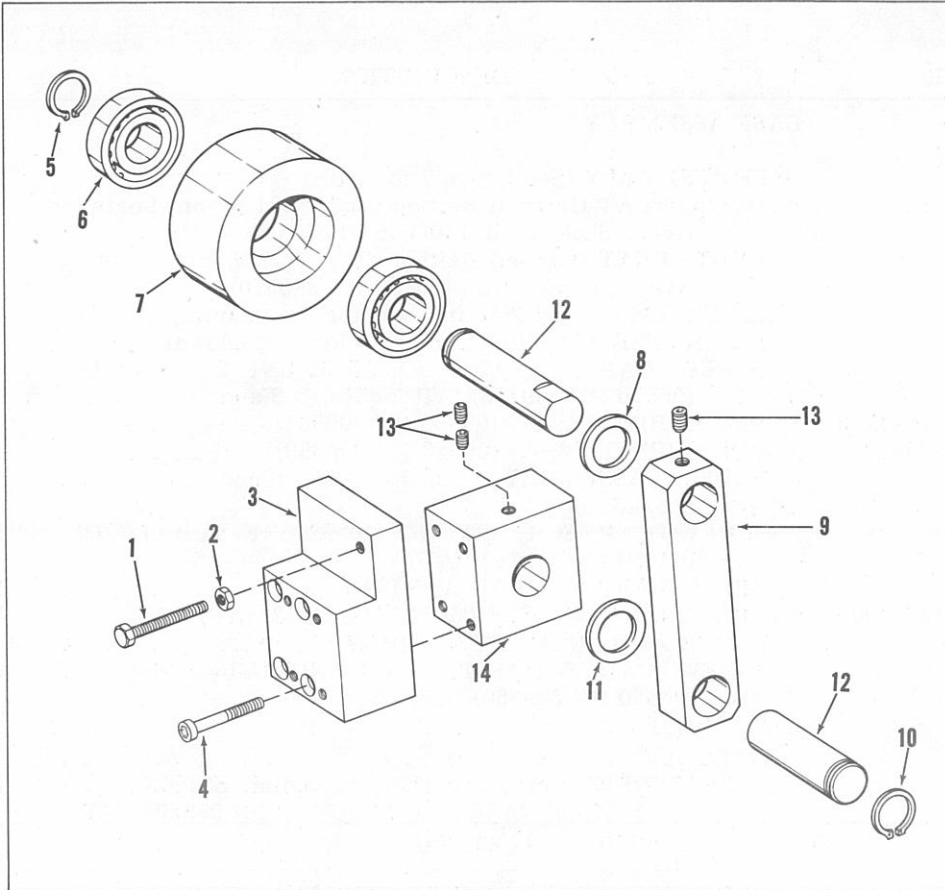


Figure 9. Idler Assembly PN 034396

FIG. & INDEX NO.	PART NUMBER	1	2	3	4	5	6	7	DESCRIPTION	UNITS PER ASSY	USABLE ON CODE
IDLER ASSEMBLY PN 034396											
9-	034396								IDLER ASSEMBLY (See figure 8 for NHA)	REF	
-1	COML								SCREW, CAP, HEX HEAD, SST, NO. 10-32 UNF-2A by 1-1/4 IN. (06650 PN 309884)	1	
-2	COML								NUT, PLAIN, HEX, SST, NO. 10-32 UNF-2B (06650 PN 303204)	1	
-3	309841								BLOCK, IDLER	1	
-4	COML								SCREW, CAP, SCH, SST, NO. 10-32 UNF-2A by 1 IN. (06650 PN 399144) (AP)	4	
9-	034395								PULLEY ASSEMBLY, IDLER	1	
-5	5100-50MF								RING, RETAINING (79136) (06650 PN 304726) (AP)	1	
-6	SR8SS3G2								BEARING, BALL, ANNULAR (70854) (Alternate)	2	
	S5KDDFS160B								BEARING, BALL, ANNULAR (21335) (Alternate) (06650 PN 309861)	2	
-7	309844								PULLEY	1	
-8	309843								SPACER	1	
-9	309837								ARM, IDLER	1	
-10	5100-50MF								RING, RETAINING (79136) (06650 PN 304726) (AP)	1	
-11	309843								SPACER	1	
-12	309838								SHAFT, IDLER	2	
-13	COML								SETSCREW, Hex socket, cup point, SST, NO. 10-32 UNF-2A by 1/4 IN. (06650 PN 399200) (AP)	3	
-14	309840								BLOCK, IDLER	1	

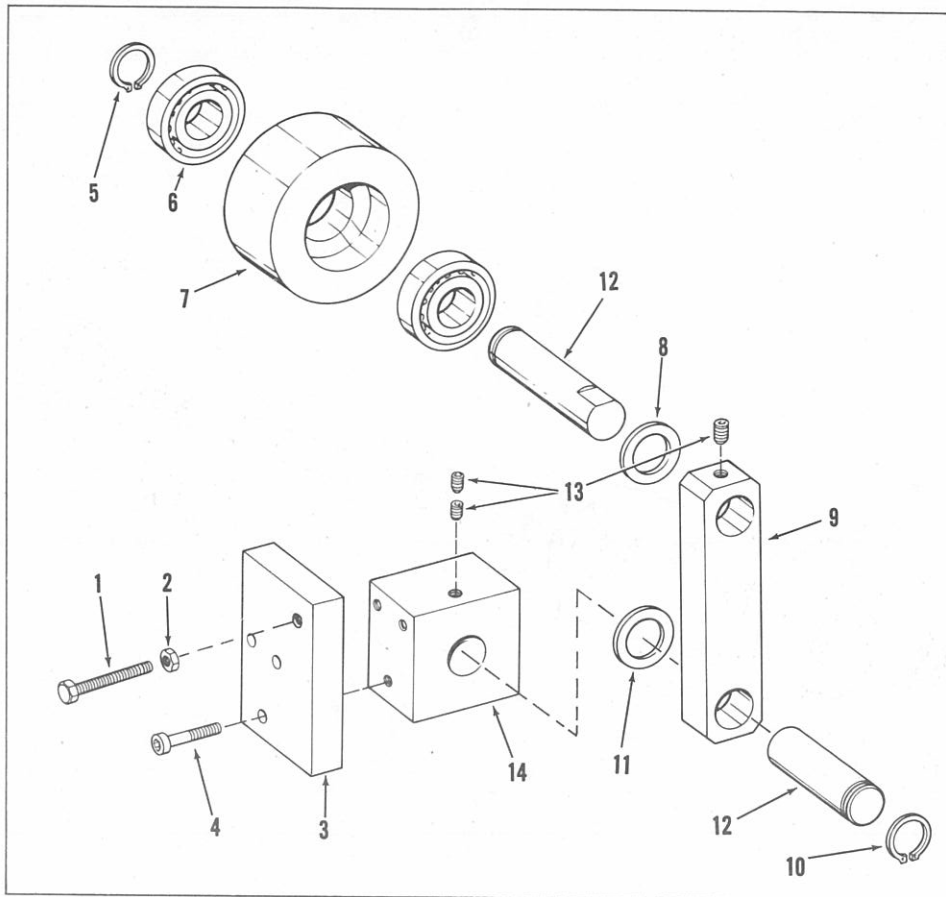


Figure 10. Idler Assembly PN 034397

FIG. & INDEX NO.	PART NUMBER	1	2	3	4	5	6	7	DESCRIPTION	UNITS PER ASSY	USABLE ON CODE
IDLER ASSEMBLY PN 034397											
10-	034397								IDLER ASSEMBLY (See figure 8 for NHA) . . . . .	REF	
-1	COML								. SCREW, CAP, HEXAGON HEAD, SST, NO. 10-32 . . . . .	1	
									UNF-2A by 1-1/4 IN. (06650 PN 309884)		
-2	COML								. NUT, PLAIN, HEXAGON, SST, NO. 10-32 UNF-2B . . . . .	1	
									(06650 PN 303204)		
-3	309842								. PLATE, IDLER . . . . .	1	
-4	COML								. SCREW, CAP, SCH, SST, NO. 10-32 UNF-2A by 1 IN. . . . .	3	
									(06650 PN 399142) (AP)		
10-	034395								. PULLEY ASSEMBLY, IDLER . . . . .	1	
-5	5100-50MF								. RING, RETAINING (79136) (06650 PN 304726) (AP) . . . . .	1	
-6	SR8SS3G2								. BEARING, BALL, ANNULAR (70854) (Alternate) . . . . .	2	
	S5KDDFS160B								. BEARING, BALL, ANNULAR (21335) (Alternate) . . . . .	2	
									(06650 PN 309861)		
-7	309844								. PULLEY . . . . .	1	
-8	309843								. SPACER . . . . .	1	
-9	309837								. ARM, IDLER . . . . .	1	
-10	5100-50MF								. RING, RETAINING (79136) (06650 PN 304726) (AP) . . . . .	1	
-11	309843								. SPACER . . . . .	1	
-12	309838								. SHAFT, IDLER . . . . .	2	
-13	COML								. SETSCREW, Hexagon socket, cup point, SST, NO. 10-32 . . . . .	3	
									UNF-2A by 1/4 IN. (06650 PN 399200) (AP)		
-14	309839								. BLOCK, IDLER . . . . .	1	

Group Assembly Parts List

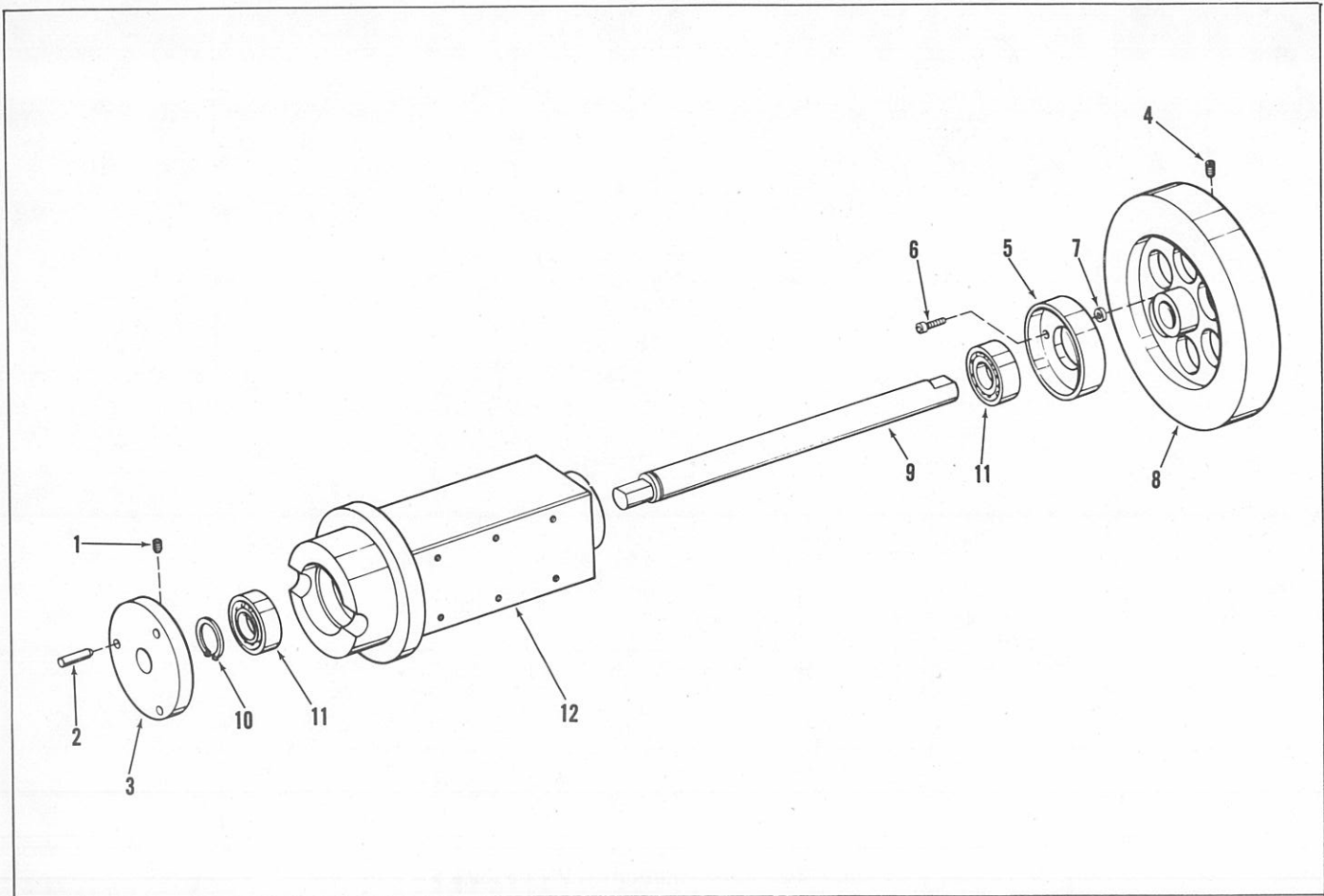


Figure 11. Mainshaft Housing Assembly

FIG. & INDEX NO.	PART NUMBER	1	2	3	4	5	6	7	DESCRIPTION	UNITS PER ASSY	USABLE ON CODE
MAINSHAFT HOUSING ASSEMBLY											
11-	034393								HOUSING ASSEMBLY, Mainshaft (See figure 8 for NHA) . . .	REF	
11-	034398								. FLANGE ASSEMBLY . . . . .	1	
-1	COML								. SETSCREW, Hex socket, cup point, SST, 1/4-20 UNC-2A by 1/4 IN. (06650 PN 399204) (AP)	1	
-2	83805								. . PIN, STRAIGHT, HEADLESS . . . . .	3	
-3	309853								. . FLANGE, DRIVE . . . . .	1	
11-	NO NUMBER								. PULLEY AND CAM ASSEMBLY . . . . .	1	
-4	COML								. SETSCREW, Hex socket, cup point, SST, NO. 10-32 . . . UNF-2A by 1/4 IN. (06650 PN 399200) (AP)	1	
-5	309849								. . CAM, COUNTER . . . . .	1	
-6	COML								. . SCREW, CAP, SCH, SST, NO. 4-40 UNC-2A by 1/2 IN (06650 PN 399124) (AP)	2	
-7	309857								. . SPACER, CAM . . . . .	2	
-8	309847								. . PULLEY . . . . .	1	
-9	309833								. SHAFT . . . . .	1	
-10	5100-75W								. RING, RETAINING (79136) (06650 PN 309883) . . . . .	1	
-11	RS77ZC5028C								. BEARING, BALL, ANNULAR (43334) (06650 PN 309860) .	2	
-12	309832								. HOUSING, Mainshaft . . . . .	1	



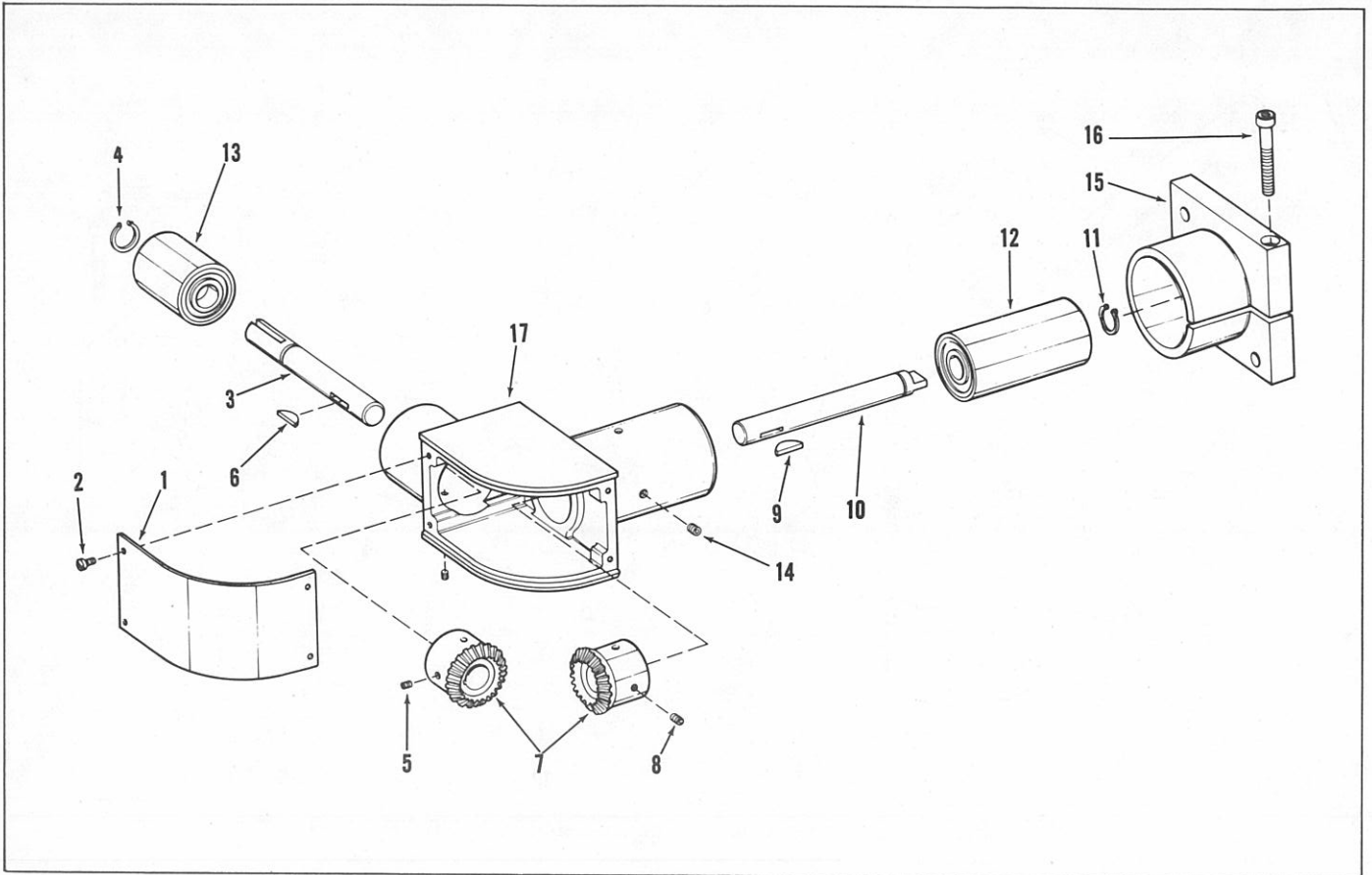


Figure 12. Fader Gear Drive Assembly PN 034304

FIG. & INDEX NO.	PART NUMBER	1	2	3	4	5	6	7	DESCRIPTION	UNITS PER ASSY	USABLE ON CODE
FADER GEAR DRIVE ASSEMBLY PN 034304											
12-	034304								GEAR DRIVE ASSEMBLY, Fader (See figure 2 for NHA) . . .	REF	AB
-1	309653								. CLOSURE . . . . .	1	
-2	COML								. SCREW, MACHINE, BIND. HD, SST, NO. 4-40 NC-2A . . . . .	4	
									by 3/16 IN. (06650 PN 302099) (AP)		
-3	309661								. SHAFT, Output . . . . .	1	
-4	5100-37MF								. RING, RETAINING (79136) (06650 PN 309035) (AP) . . . . .	1	
-5	COML								. SETSCREW, Hex socket, cup point, SST, NO. 6-32 . . . . .	2	
									UNC-2A by 1/8 IN. (06650 PN 399187) (AP)		
-6	COML								. KEY, WOODRUFF, NO. 204 (06650 PN 309667) (AP) . . . . .	1	
-7	309664								. GEAR SET, Spiral miter (Shown in two parts) . . . . .	1	
-8	COML								. SETSCREW, Hex socket, cup point, NO. 6-32 UNC-2A by . . . . .	2	
									1/8 IN. (06650 PN 399187) (AP)		
-9	COML								. KEY, WOODRUFF, NO. 204 (06650 PN 309667) (AP) . . . . .	1	
-10	309663								. SHAFT, Input . . . . .	1	
-11	5100-37MF								. RING, RETAINING (79136) (06650 PN 309035) (AP) . . . . .	1	
-12	034302								. QUILL TUBE ASSEMBLY . . . . .	1	
-13	034300								. QUILL TUBE ASSEMBLY . . . . .	1	
-14	COML								. SETSCREW, Hex socket, cup point, NO. 8-32 UNC-2A . . . . .	4	
									by 3/16 IN. (06650 PN 399197) (AP for items 12 . . . . .		
									and 13)		
-15	309665								. CLAMP, GEAR BOX . . . . .	1	
-16	COML								. SCREW, CAP, SCH, SST, 1/4-20 UNC-2A by 1 IN. . . . .	1	
									(06650 PN 399150) (AP)		
-17	309650								. HOUSING, Fader gear . . . . .	1	



Group Assembly Parts List

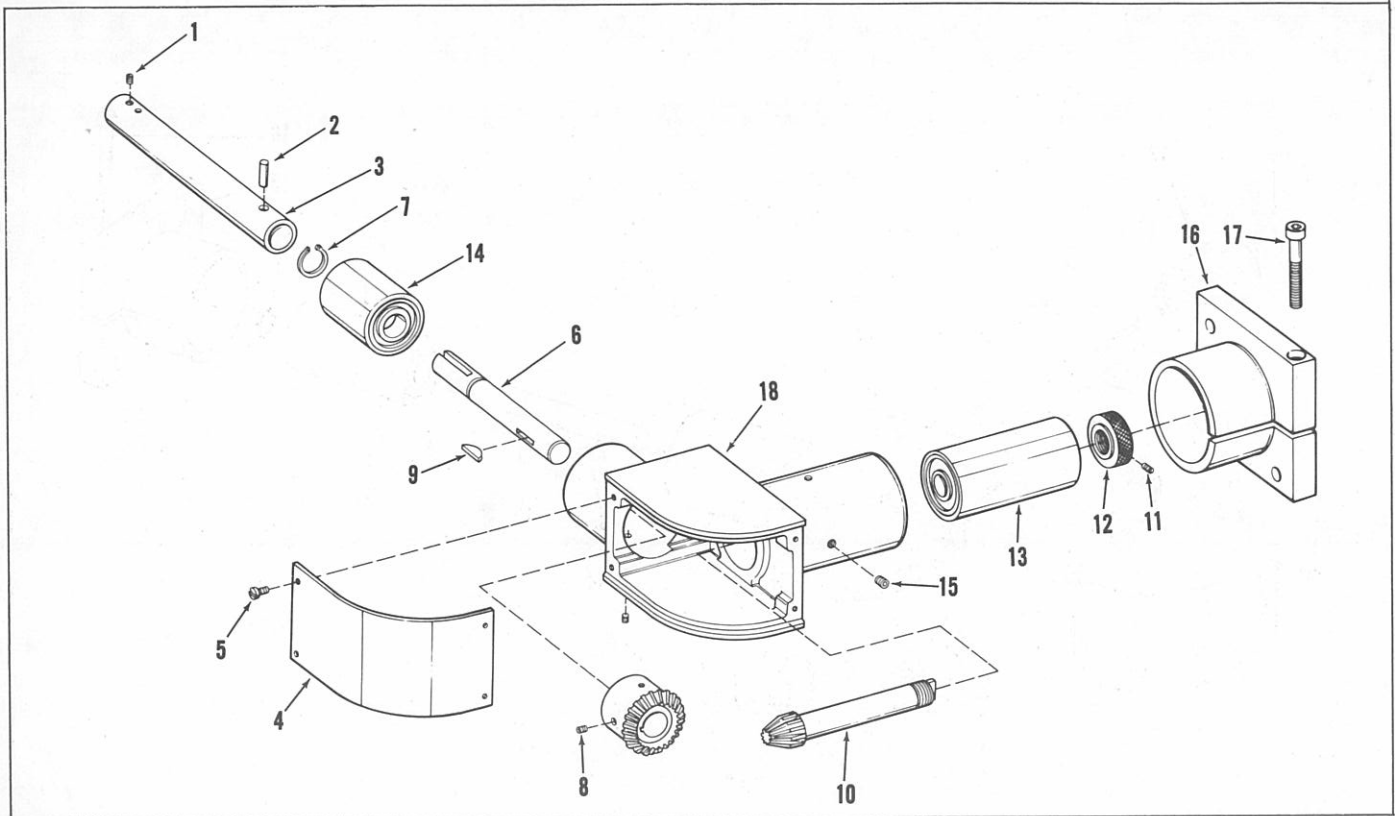


Figure 13. Fader Gear Drive Assembly PN 034305

FIG. & INDEX NO.	PART NUMBER	1	2	3	4	5	6	7	DESCRIPTION	UNITS PER ASSY	USABLE ON CODE
FADER GEAR DRIVE ASSEMBLY PN 034305											
13-	034305								GEAR DRIVE ASSEMBLY, Fader (See figure 2 for NHA).	REF	CD
	034303								SHAFT COUPLING ASSEMBLY	1	
-1	COML								SETScrew, Spline socket, cup point, SST, NO. 6-32 NC-2A by 1/4 IN. (06650 PN 399040)	2	
-2	D9-500								PIN, STRAIGHT, HEADLESS (00141) (06650 PN 308484)	1	
-3	309662								SHAFT, Coupling	1	
-4	309653								CLOSURE	1	
-5	COML								SCREW, MACHINE, BIND. HD, SST, NO. 4-40 NC-2A by 3/16 IN (06650 PN 302099) (AP)	4	
-6	309661								SHAFT, Output	1	
-7	5100-37MF								RING, RETAINING (79136) (06650 PN 309035) (AP)	1	
-8	COML								SETScrew, Hex socket, cup point, NO. 6-32 UNC-2A by 1/8 IN. (06650 PN 399187) (AP)	2	
-9	COML								KEY, WOODRUFF, NO. 204 (06650 PN 309667) (AP)	1	
-10	309666								GEAR SET, Spiral bevel (Shown in two parts)	1	
-11	COML								SETScrew, Hex socket, cup point, SST, NO. 6-32 UNC-2A by 5/32 IN. (06650 PN 309668) (AP)	1	
-12	309660								NUT, PRE-LOADING (AP)	1	
-13	034302								QUILL TUBE ASSEMBLY, Input	1	
-14	034300								QUILL TUBE ASSEMBLY, Output	1	
-15	COML								SETScrew, Hex socket, cup point, NO. 8-32 UNC-2A by 3/16 IN. (06650 PN 399197) (AP for items 13 and 14)	4	
-16	309655								CLAMP, GEAR BOX	1	
-17	COML								SCREW, CAP, SCH, SST, 1/4-20 UNC-2A by 1 IN. (06650 PN 399150) (AP)	1	
-18	309651								HOUSING, Fader gear	1	

FIG. & INDEX NO.	PART NUMBER	1	2	3	4	5	6	7	DESCRIPTION	UNITS PER ASSY	USABLE ON CODE
PICTURE HEAD ASSEMBLIES											
14-	034356								PICTURE HEAD ASSEMBLY (See figure 2 for NHA) . . . . .	REF	AB
	034360								PICTURE HEAD ASSEMBLY (See figure 2 for NHA) . . . . .	REF	AB
	034016								PICTURE HEAD ASSEMBLY (See figure 2 for NHA) . . . . .	REF	CD
-1	309022								. COVER, Terminal board . . . . .	1	
-2	COML								. SCREW, MACHINE, BIND. HD, SST, NO. 6-32 NC-2A . . . . . by 7/8 IN. (06650 PN 399244) (AP)	2	
-3	4-140								. TERMINAL BOARD (71785) (06650 PN 308342) . . . . .	1	
-4	COML								. SCREW, MACHINE, BIND. HD, SST, NO. 6-32 NC-2A . . . . . by 1/2 IN. (06650 PN 31928) (AP)	2	
-5	666A								. CLIP, SPRING TENSION (78584) (06650 PN 81273) . . . . .	1	AB
	HP-4N								. CLAMP, Loop (09922) (06650 PN 308365) . . . . .	1	CD
-6	COML								. SCREW, MACHINE, BIND. HD, SST, NO. 6-32 NC-2A . . . . . by 1/4 IN. (06650 PN 31049) (AP)	1	
-7	COML								. SETSCREW, Hexagon socket, flat point, SST, 5/8-11 . . . . . UNC-2A by 5/8 IN. (06650 PN 304774)	1	
-8	304704								. PLUG, Lock, motor mount flange . . . . .	1	
-9	304728								. PLUG, Lock . . . . .	1	
-10	COML								. SCREW, CAP, SCH, SST, 5/16-18 UNC-2A by 1 IN. . . . . (06650 PN 399234) (AP)	1	
-11	NO NUMBER								. COVER (Part of 034380) . . . . .	1	
-12	COML								. SCREW, CAP, SCH, SST, 1/4-20 UNC-2A by 1-3/4 IN. . . . . (06650 PN 399153) (AP)	4	
-13	030868								. SWITCH ASSEMBLY, Interrupter (See figure 15 for . . . . . breakdown)	1	
-14	COML								. SCREW, CAP, SCH, SST, NO. 10-32 UNF-2A by 5/8 IN. . . . . (06650 PN 399141) (AP)	1	
14-	034132								. ROLLER ASSEMBLY, Bearing . . . . .	1	AB
	034165								. ROLLER ASSEMBLY, Bearing . . . . .	1	AB
	034164								. ROLLER ASSEMBLY, Bearing . . . . .	1	AB
	031500								. ROLLER ASSEMBLY, Guide . . . . .	1	CD
	034140								. ROLLER ASSEMBLY, Guide . . . . .	1	CD
	034139								. ROLLER ASSEMBLY, Guide . . . . .	1	CD
NOTE: Items 15 and 16 are attaching parts for 034132 thru 034139.											
-15	COML								. SCREW, MACHINE, BIND. HD, SST, NO. 4-40 NC-2A . . . . . by 1/4 IN. (06650 PN 300323) (AP)	3	
-16	304668								. WASHER, Bearing guard (AP) . . . . .	3	
-17	PS1KDD7C1								. . BEARING, BALL, ANNULAR (21335) (06650 PN 309638)	1	
-18	34KDDC2								. . BEARING, BALL, ANNULAR (21335) (06650 PN 309639)	1	
-19	304679								. . ROLLER, Film guide (Used on 034132) . . . . .	1	AB
	302884								. . ROLLER, Film guide (Used on 031500) . . . . .	1	CD
-20	306425								. . ROLLER, Film guide (Used on 034165) . . . . .	1	AB
	309127								. . ROLLER, Film guide (Used on 034140) . . . . .	1	CD
-21	306424								. . ROLLER, Film guide (Used on 034164) . . . . .	1	AB
	309126								. . ROLLER, Film guide (Used on 034139) . . . . .	1	CD
-22	C1-3								. COLLAR, 303 SST (Includes AP) (00141) (06650 PN 306497)	1	
-23	309098								. HOLDER, Notch cue switch . . . . .	1	
-24	COML								. SCREW, CAP, SCH, SST, NO. 6-32 NC-2A by 1 IN. . . . . (06650 PN 399185) (AP)	1	
	034146								. COVER ASSEMBLY, Negative spring tension . . . . .	1	
-25	COML								. . SCREW, CAP, SCH, SST, NO. 4-40 UNC-2A by 3/8 IN (06650 PN 399123)	1	
-26	R2SS								. . BEARING, BALL, ANNULAR (70854) (06650 PN . . . . . 304756)	1	
-27	304754								. . PIN, STRAIGHT, HEADLESS (AP) . . . . .	1	
-28	304750								. . YOKE, Roller . . . . .	1	
-29	COML								. . SCREW, MACHINE, BIND. HD, SST, NO. 4-40 NC-2A by 1/8 IN. (06650 PN 399008) (AP)	1	

Group Assembly Parts List

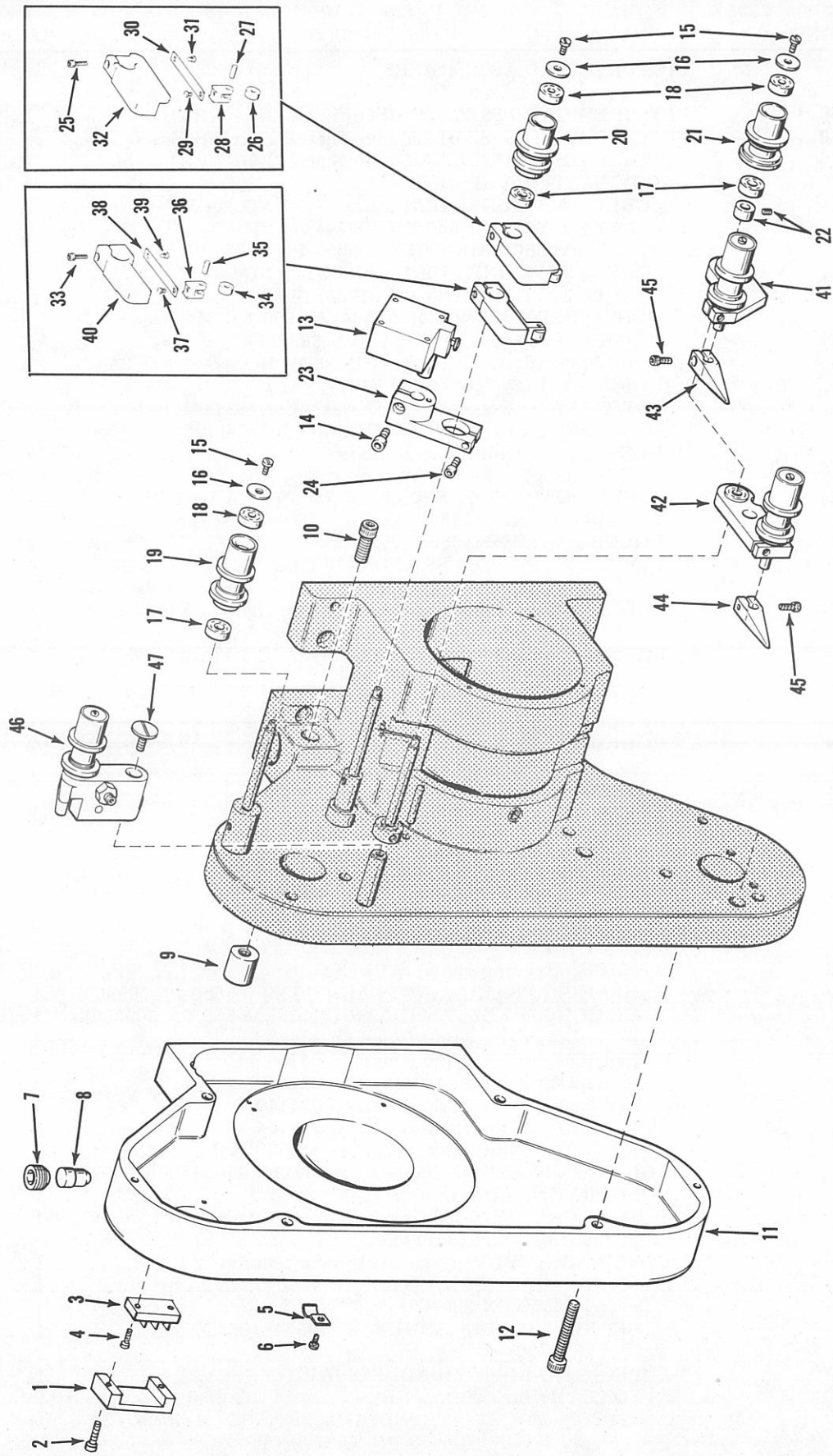


Figure 14. Picture Head Assemblies (Sheet 1 of 3)

FIG. & INDEX NO.	PART NUMBER	1	2	3	4	5	6	7	DESCRIPTION	UNITS PER ASSY	USABLE ON CODE
PICTURE HEAD ASSEMBLIES (CONT)											
14-30	304751	.	.	.	.	.	.	.	SPRING, Flat . . . . .	1	
-31	COML	.	.	.	.	.	.	.	SCREW, MACHINE, BIND. HD, SST, NO. 4-40 NC-2A by 1/8 IN. (06650 PN 399008) (AP)	1	
-32	304748	.	.	.	.	.	.	.	COVER, Tension spring . . . . .	1	
14-	034147	.	.	.	.	.	.	.	COVER ASSEMBLY, Positive spring tension . . . . .	1	
-33	COML	.	.	.	.	.	.	.	SCREW, CAP, SCH, SST, NO. 4-40 UNC-2A by 3/8 IN. (06650 PN 399123)	1	
-34	R2SS	.	.	.	.	.	.	.	BEARING, BALL, ANNULAR (70854) (06650 PN 304756)	1	
-35	304754	.	.	.	.	.	.	.	PIN, STRAIGHT, HEADLESS (AP)	1	
-36	304750	.	.	.	.	.	.	.	YOKE, Roller . . . . .	1	
-37	COML	.	.	.	.	.	.	.	SCREW, MACHINE, BIND. HD, SST, NO. 4-40 NC-2A by 1/8 IN. (06650 PN 399008) (AP)	1	
-38	304751	.	.	.	.	.	.	.	SPRING, FLAT . . . . .	1	
-39	COML	.	.	.	.	.	.	.	SCREW, MACHINE, BIND. HD, SST, NO. 4-40 NC-2A by 1/8 IN. (06650 PN 399008) (AP)	1	
-40	304749	.	.	.	.	.	.	.	COVER, Tension spring, positive . . . . .	1	
-41	034168	.	.	.	.	.	.	.	LEVER ASSEMBLY, Negative tension roller (See figure . . 16 for breakdown)	1	AB
	034142	.	.	.	.	.	.	.	LEVER ASSEMBLY, Negative tension roller (See figure . . 16 for breakdown)	1	CD
-42	034167	.	.	.	.	.	.	.	LEVER ASSEMBLY, Positive tension roller (See figure . . 17 for breakdown)	1	AB
	034143	.	.	.	.	.	.	.	LEVER ASSEMBLY, Positive tension roller (See figure . . 17 for breakdown)	1	CD
-43	309678	.	.	.	.	.	.	.	INDICATOR . . . . .	1	
-44	309679	.	.	.	.	.	.	.	INDICATOR . . . . .	1	
-45	COML	.	.	.	.	.	.	.	SCREW, CAP, SCH, SST, NO. 4-40 UNC-2A by 3/8 IN. (06650 PN 399123) (Attaching parts for items 43 and 44)	2	
-46	034166	.	.	.	.	.	.	.	LEVER ASSEMBLY, Idler (See figure 18 for breakdown)	1	AB
	034141	.	.	.	.	.	.	.	LEVER ASSEMBLY, Idler (See figure 18 for breakdown)	1	CD
-47	306442	.	.	.	.	.	.	.	SCREW (AP)	1	
14-	034161	.	.	.	.	.	.	.	SPROCKET ASSEMBLY, Feed . . . . .	1	AB
	034136	.	.	.	.	.	.	.	SPROCKET ASSEMBLY, Feed . . . . .	1	CD
-48	COML	.	.	.	.	.	.	.	SCREW, CAP, SCH, SST, NO. 6-32 NC-2A by 3/8 IN. (06650 PN 399131) (AP)	3	
-49	307011	.	.	.	.	.	.	.	SPROCKET, Feed . . . . .	1	AB
	305186	.	.	.	.	.	.	.	SPROCKET, Feed . . . . .	1	CD
-50	COML	.	.	.	.	.	.	.	SETSCREW, Hex socket, flat point, SST, NO. 10-32 UNF-2A by 1/4 IN. (06650 PN 306417) (AP)	2	
-51	304680	.	.	.	.	.	.	.	GEAR, HELICAL (Drill and pin at assembly)	1	
-52	59-028-125-0875	.	.	.	.	.	.	.	PIN, SPRING (06650 PN 31567) (AP)	1	
-53	309163	.	.	.	.	.	.	.	SHAFT, Feed sprocket . . . . .	1	AB
	309122	.	.	.	.	.	.	.	SHAFT, Feed sprocket . . . . .	1	CD
-54	SR8SS3	.	.	.	.	.	.	.	BEARING, BALL, ANNULAR (70854) (Alternate)	2	
	5KDDFS171	.	.	.	.	.	.	.	BEARING, BALL, ANNULAR (21335) (Alternate) (06650 PN 309796)	2	
-55	304674	.	.	.	.	.	.	.	HOUSING, BEARING . . . . .	1	
-56	034144	.	.	.	.	.	.	.	GATE ASSEMBLY, Roller (See figure 19 for breakdown)	1	
-57	306422	.	.	.	.	.	.	.	SCREW (AP)	1	
-58	309176	.	.	.	.	.	.	.	BAR . . . . .	1	
-59	COML	.	.	.	.	.	.	.	SCREW, MACHINE, BIND. HD, SST, NO. 8-32 NC-2A by 1/2 IN. (06650 PN 31491) (AP)	1	
14-	034184	.	.	.	.	.	.	.	LOCK LEVER ASSEMBLY . . . . .	1	
-60	309105	.	.	.	.	.	.	.	GUIDE, Roller gate lock . . . . .	1	
-61	309107	.	.	.	.	.	.	.	SHAFT, Roller gate lock . . . . .	1	
-62	309099	.	.	.	.	.	.	.	SPRING, HELICAL, COMPRESSION . . . . .	1	
-63	034353	.	.	.	.	.	.	.	LEVER ASSEMBLY, Idler (See figure 20 for breakdown)	1	AB
	034141	.	.	.	.	.	.	.	LEVER ASSEMBLY, Idler (See figure 18 for breakdown)	1	CD



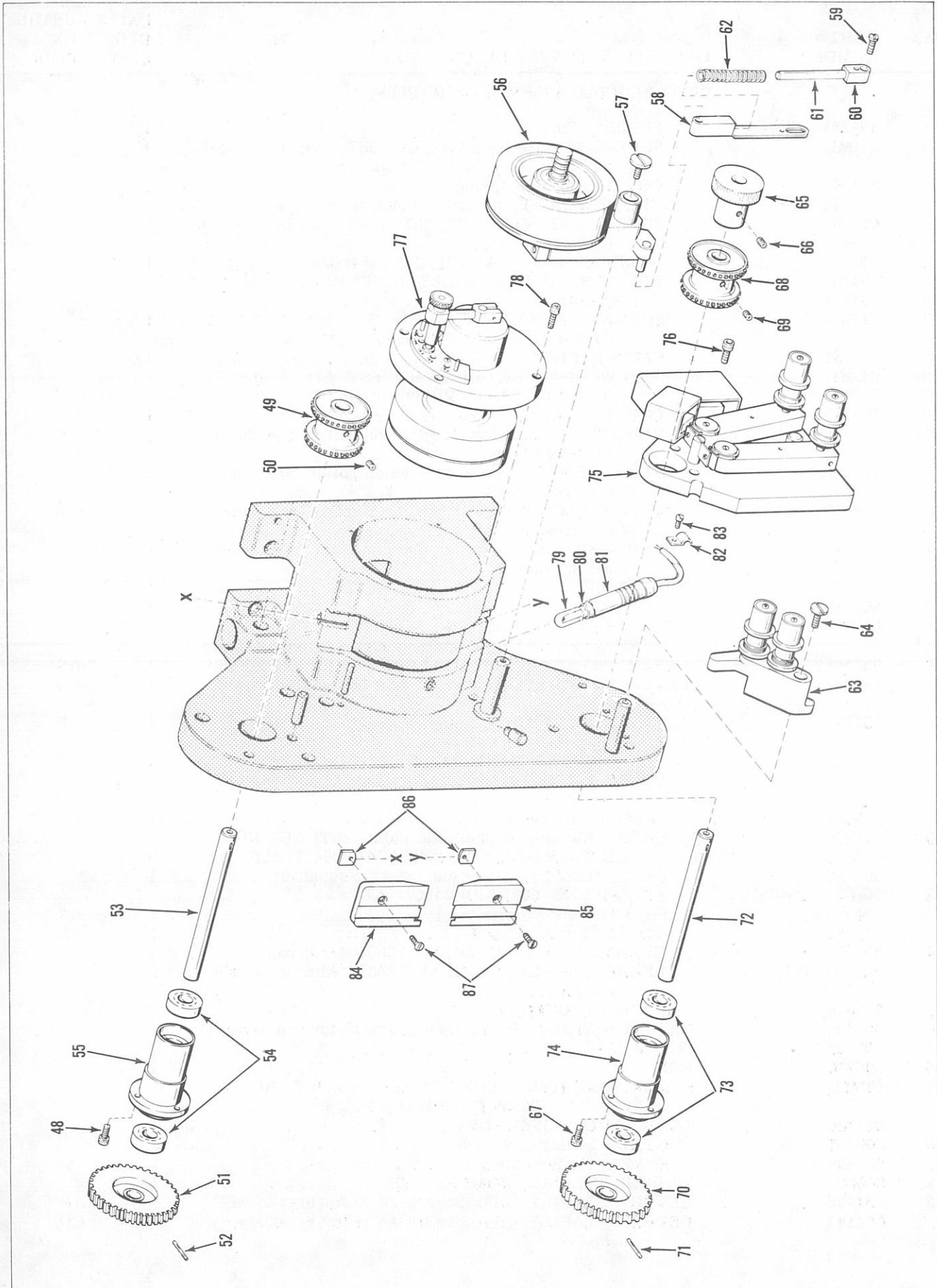


Figure 14. Picture Head Assemblies (Sheet 2 of 3)



FIG. & INDEX NO.	PART NUMBER	1	2	3	4	5	6	7	DESCRIPTION	UNITS PER ASSY	USABLE ON CODE
PICTURE HEAD ASSEMBLIES (CONT)											
14-64	309740	.							SCREW (AP) . . . . .	1	AB
	306442	.							SCREW (AP) . . . . .	1	CD
-65	310366	.							KNOB, Threading . . . . .	1	
-66	COML	.							SETSCREW, Hex socket, flat point, SST NO. 10-32 . . . . .	1	
									UNF-2A by 1/4 IN. (06650 PN 399200) (AP)		
14-	034162	.							SPROCKET ASSEMBLY, Take-up . . . . .	1	AB
	034137	.							SPROCKET ASSEMBLY, Take-up . . . . .	1	CD
-67	COML	.							SCREW, CAP, SCH, SST, NO. 6-32 NC-2A by 3/8 IN. . . . .		
									(06650 PN 399131) (AP)		
-68	307011	.							SPROCKET, Take-up . . . . .	1	AB
	305186	.							SPROCKET, Take-up . . . . .	1	CD
-69	COML	.							SETSCREW, Hex socket, flat point, SST, NO. 10-32 . . . . .	2	
									UNF-2A by 1/4 IN. (06650 PN 306417) (AP)		
-70	304680	.							GEAR, HELICAL (Drill and pin at assembly) . . . . .	1	
-71	59-028-125-0875	.							PIN, SPRING (06650 PN 31567) (AP) . . . . .	1	
-72	310365	.							SHAFT, Threading sprocket . . . . .	1	AB
	310364	.							SHAFT, Threading sprocket . . . . .	1	CD
-73	SR8SS3	.							BEARING, BALL, ANNULAR (70854) (Alternate) . . . . .	2	
	5KDDFS171	.							BEARING, BALL, ANNULAR (21335) (Alternate) (06650. PN 309796)	2	
-74	304674	.							HOUSING, BEARING . . . . .	1	
-75	034130	.							CONTROL ASSEMBLY, Film tension (See figure 21 for . . . . .	1	AB
									breakdown)		
	034131	.							CONTROL ASSEMBLY, Film tension (See figure 21 for . . . . .	1	CD
									breakdown)		
-76	COML	.							SCREW, CAP, SCH, SST, NO. 10-32 UNF-2A by 1/2 IN. . . . .	2	
									(06650 PN 399140) (AP)		
-77	034355	.							COVER ASSEMBLY, Aperture and drum (See figure 22 . . . . .	1	AB
									for breakdown) (Used on 034356)		
	034359	.							COVER ASSEMBLY, Aperture and drum (See figure 23 . . . . .	1	AB
									for breakdown) Used on 034360)		
	034150	.							COVER ASSEMBLY, Aperture and drum (See figure 24 . . . . .	1	CD
									for breakdown)		
-78	COML	.							SCREW, CAP, SCH, SST, NO. 8-32 UNC-2A by 5/8 IN. . . . .	4	AB
									(06650 PN 399137) (AP)		
	COML	.							SCREW, CAP, SCH, SST, NO. 8-32 UNC-2A by 1 IN. . . . .	4	CD
									(06650 PN 399139) (AP)		
14-	034151	.							LIGHT ASSEMBLY. . . . .	1	
-79	6T4-1/2	.							LAMP, INCANDESCENT, 120V, 6W, clear (06650 PN . . . . .	1	
									305734)		
-80	607	.							SOCKET, LAMP (72619)(06650 PN 306462). . . . .	1	
-81	309156	.							LIGHT HOLDER, Inner edge . . . . .	1	
-82	HP-4N	.							CLAMP, Loop (09922) (06650 PN 308365). . . . .	1	
-83	COML	.							SCREW, MACHINE, BIND. HD, SST, NO. 6-32 NC-2A . . . . .	1	
									by 1/4 IN. (06650 PN 31049) (AP)		
-84	309161	.							PLATE, Upper aperture . . . . .	1	AB
	309103	.							PLATE, Upper aperture . . . . .	1	CD
-85	309162	.							PLATE, Lower aperture . . . . .	1	AB
	309104	.							PLATE, Lower aperture . . . . .	1	CD
-86	304713	.							RETAINER, Aperture plate . . . . .	2	
-87	COML	.							SCREW, MACHINE, FH, Hex SCH, SST, NO. 6-32 UNC-. . . . .	2	
									2A by 1/2 IN. (06650 PN 309211) (AP)		
-88	309115	.							SHAFT, Guide roller . . . . .	1	
-89	COML	.							SETSCREW, Hex socket, flat point, SST, NO. 10-32 . . . . .	1	
									UNF-2A by 1/8 IN. (06650 PN 399239) (AP)		
-90	309114	.							SHAFT, Guide roller . . . . .	2	
-91	COML	.							SETSCREW, Hex socket, flat point, SST, NO. 10-32 . . . . .	2	
									UNF-2A by 1/8 IN. (06650 PN 399239) (AP)		
-92	309109	.							STUD, Feed roller . . . . .	1	

Group Assembly Parts List

FIG. & INDEX NO.	PART NUMBER	1	2	3	4	5	6	7	DESCRIPTION	UNITS PER ASSY	USABLE ON CODE
PICTURE HEAD ASSEMBLIES (CONT)											
14-93	309112	.							STUD, Aperture guide roller . . . . .	1	
-94	309111	.							STUD, Aperture guide roller . . . . .		
-95	COML	.							NUT, PLAIN, HEXAGON, SST, cadmium plated, 1/2-20. UNF-2B (06650 PN 309116) (AP for items 92, 93, and 94)	3	
-96	309210	.							WASHER, NONMETALLIC . . . . .	1	
14-	034154	.							ROLLER ASSEMBLY, Lever latch . . . . .	2	
-97	7221	.							ROLLER, Lever latch . . . . .	1	
-98	5100-25	.							RING, RETAINING (79136) (06650 PN 29569) (AP) . . .	1	
-99	304671	.							STUD, Lever latch roller . . . . .	1	
-100	309315	.							STUD, Idler lever . . . . .	2	
-101	309208	.							WASHER, NONMETALLIC . . . . .	2	
-102	COML	.							PIN, STRAIGHT, HEADLESS, STL, 5/16 DIA by 1 IN. . (06650 PN 7222)	2	
-103	COML	.							PIN, STRAIGHT, HEADLESS, STL, 3/16 DIA by 1 IN. . (06650 PN 7225)	2	
-104	309113	.							BUMPER, Roller gate . . . . .	1	
-105	309110	.							PIN, Roller gate stop . . . . .	1	
-106	7216	.							STUD, Aperture guide shoe lever . . . . .	1	
-107	COML	.							NUT, PLAIN, HEXAGON, SST, 5/16-24 NF-2B (06650 . PN 306444) (AP)	1	
-108	1618-02-00-4102	.							WASHER, LOCK, External tooth (78189) (06650 PN . . . 310463) (AP)	1	ACD
	309743	.							WASHER, FLAT (AP) . . . . .	1	B
-109	COML	.							SETSCREW, Hex socket, flat point, SST, 5/16-24. . . . UNF-2A by 5/16 IN. (06650 PN 399240)	1	
-110	309120	.							SPRING, HELICAL, COMPRESSION . . . . .	1	
-111	COML	.							BALL, BEARING, SST, 1/4 IN. DIA (06650 PN 83668) .	1	
-112	5100-25	.							RING, RETAINING (79136) (06650 PN 29569) . . . . .	1	
-113	309316	.							STUD, Lever lock . . . . .	1	
-114	309117	.							TUBE, Air, short . . . . .	1	
-115	309118	.							TUBE, Air, long . . . . .	1	
-116	309742	.							PLUG, Air . . . . .	1	AB
	309995	.							PLUG, Air . . . . .	1	CD
14-	034153	.							GEAR ASSEMBLY, Idler . . . . .	2	
-117	5100-50MF	.							RING, RETAINING (79136) (06650 PN 304726) (AP) . . .	2	
-118	SR8SS3	.							BEARING, BALL, ANNULAR (70854) (Alternate) . . . .	2	
	5KDDFS171	.							BEARING, BALL, ANNULAR (21335) (Alternate) . . . . (06650 PN 309796)	2	
-119	5000-112MF	.							RING, RETAINING (79136) (06650 PN 304724) . . . .	2	
-120	309121	.							GEAR, HELICAL . . . . .	1	
-121	COML	.							PIN, STRAIGHT, HEADLESS, STL, 1/8 DIA by 3/8 IN. . (06650 PN 6629)	4	
-122	309108	.							STUD, Idler gear mounting (Drill and pin at assembly) .	1	
-123	309800	.							STUD, Idler gear mounting (Drill and pin at assembly) .	1	
-124	COML	.							SCREW, CAP, SCH, SST, 1/4-20 UNC-2A by 1-1/4 IN. . (06650 PN 399151) (AP for items 122 and 123)	2	
-125	034185	.							SPROCKET ASSEMBLY, Printing (See figure 25 for . . . breakdown)	1	AB
	034149	.							SPROCKET ASSEMBLY, Printing (See figure 25 for . . . breakdown)	1	CD
-126	COML	.							SCREW, CAP, SCH, SST, NO. 8-32 NC-2A by 3/8 IN. . (06650 PN 399135) (AP)	4	
-127	COML	.							PIN, STRAIGHT, HEADLESS, STL, 1/4 DIA by 1 IN. . . (06650 PN 3223)	2	
14-	034170	.							HOLDER ASSEMBLY, Cylindrical lens . . . . .	1	AB
	034145	.							HOLDER ASSEMBLY, Cylindrical lens . . . . .	1	CD
-128	309138	.							THUMBSCREW . . . . .	1	

FIG. & INDEX NO.	PART NUMBER	1	2	3	4	5	6	7	DESCRIPTION	UNITS PER ASSY	USABLE ON CODE
PICTURE HEAD ASSEMBLIES (CONT)											
14-129	309137	.	.	.	.	.	.	.	SPRING, Lens retaining . . . . .	1	
-130	COML	.	.	.	.	.	.	.	SCREW, MACHINE, BIND. HD, SST, NO. 2-56 NC-2A by 1/4 IN. (06650 PN 399005) (AP)	1	
-131	201296	.	.	.	.	.	.	.	LENS . . . . .	1	AB
	200522	.	.	.	.	.	.	.	LENS . . . . .	1	CD
-132	309166	.	.	.	.	.	.	.	HOLDER, Condenser lens . . . . .	1	AB
	309136	.	.	.	.	.	.	.	HOLDER, Condenser lens . . . . .	1	CD
-133	034380	.	.	.	.	.	.	.	FRAME AND COVER ASSEMBLY (Shown in two parts) . .	1	

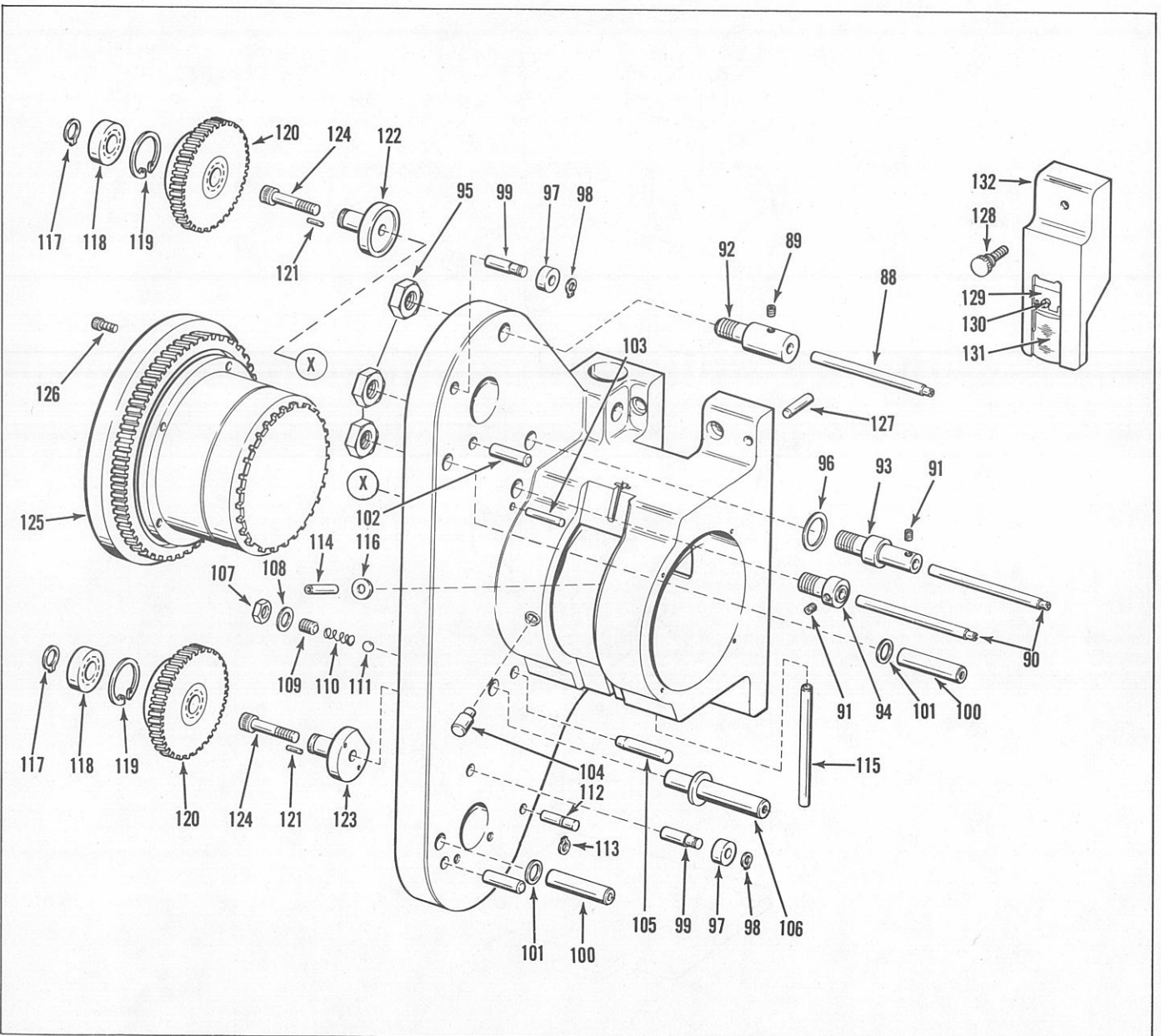


Figure 14. Picture Head Assemblies (Sheet 3 of 3)



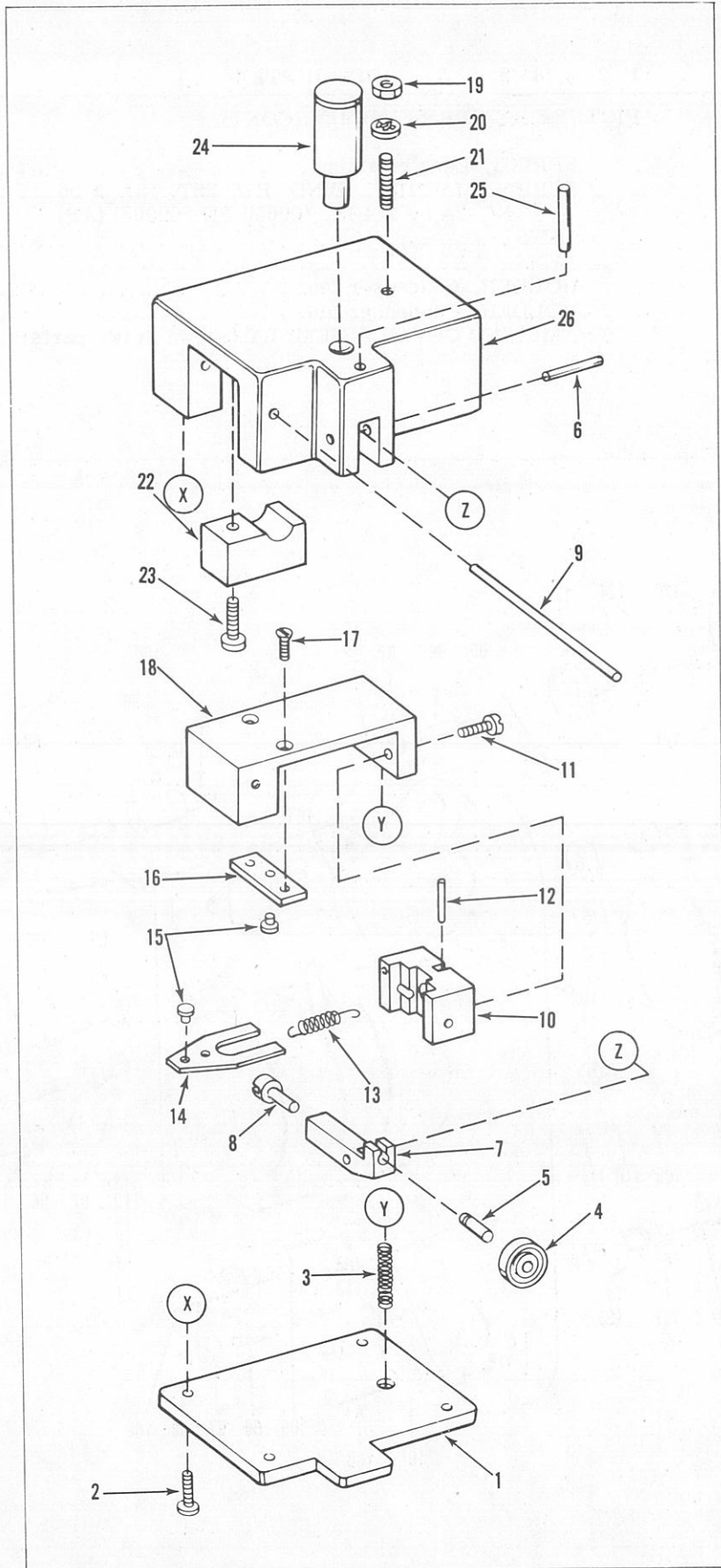


Figure 15. Interrupter Switch Assembly



FIG. & INDEX NO.	PART NUMBER	1	2	3	4	5	6	7	DESCRIPTION	UNITS PER ASSY	USABLE ON CODE
INTERRUPTER SWITCH ASSEMBLY											
15-	030868								SWITCH ASSEMBLY, Interrupter (See figure 14 for NHA) . .	REF	
-1	306401								. COVER, Body . . . . .	1	
-2	COML								. SCREW, MACHINE, BIND. HD, SST, NO. 3-48 NC-2A . .	4	
									by 1/4 IN. (06650 PN 306413) (AP)		
-3	306418								. SPRING, HELICAL, COMPRESSION . . . . .	1	
-4	R2SS								. BEARING, BALL, ANNULAR (70854) (06650 PN 304756) .	1	
-5	306416								. PIN, STRAIGHT, HEADLESS . . . . .	1	
-6	304474								. PIN, STRAIGHT, HEADLESS . . . . .	1	
-7	306404								. LEVER, Rocker . . . . .	1	
-8	306411								. INSULATOR, Lever rocker . . . . .	1	
-9	306409								. PIN, STRAIGHT, HEADLESS . . . . .	1	
-10	306402								. BLOCK, Contact pivot . . . . .	1	
-11	COML								. SCREW, MACHINE, FILH, ST., cadmium plated, NO. . .	2	
									2-56 NC-2A by 1/4 IN. (06650 PN 306414) (AP)		
-12	306408								. PIN, STRAIGHT, HEADLESS . . . . .	1	
-13	304473								. SPRING, HELICAL, EXTENSION . . . . .	1	
-14	306403								. ARM, Contact pivot . . . . .	1	
-15	110-49518-00								. CONTACT, Rivet (21520) (06650 PN 304470). . . . .	2	
-16	306406								. PLATE, Contact . . . . .	1	
-17	COML								. SCREW, MACHINE, FH, STL, cadmium plated, NO. . .	2	
									2-56 NC-2A by 1/4 IN. (06650 PN 306412) (AP)		
-18	306405								. HOLDER, Plexiglass . . . . .	1	
-19	COML								. NUT, PLAIN, HEXAGON, SST, NO. 10-32 NF-2B . . . .	1	
									(06650 PN 303204)		
-20	BEAX1-583153								. WASHER, LOCK (21450) (06650 PN 99301) . . . . .	1	
-21	COML								. SETSCREW, Hex socket, cup point, SST, NO. 10-32 . . .	1	
									NF-2A by 3/8 IN. (06650 PN 399202)		
-22	306407								. CLAMP, Cable . . . . .	1	
-23	COML								. SCREW, CAP, SCH, SST, NO. 6-32 NC-2A by 1/2 IN. . .	1	
									(06650 PN 399132) (AP)		
-24	306415								. STUD, Mounting . . . . .	1	
-25	COML								. PIN, STRAIGHT, HEADLESS, STL, 1/8 DIA by 1/2 IN. .	1	
									(06650 PN 7316)		
-26	304469								. BODY . . . . .	1	

Group Assembly Parts List

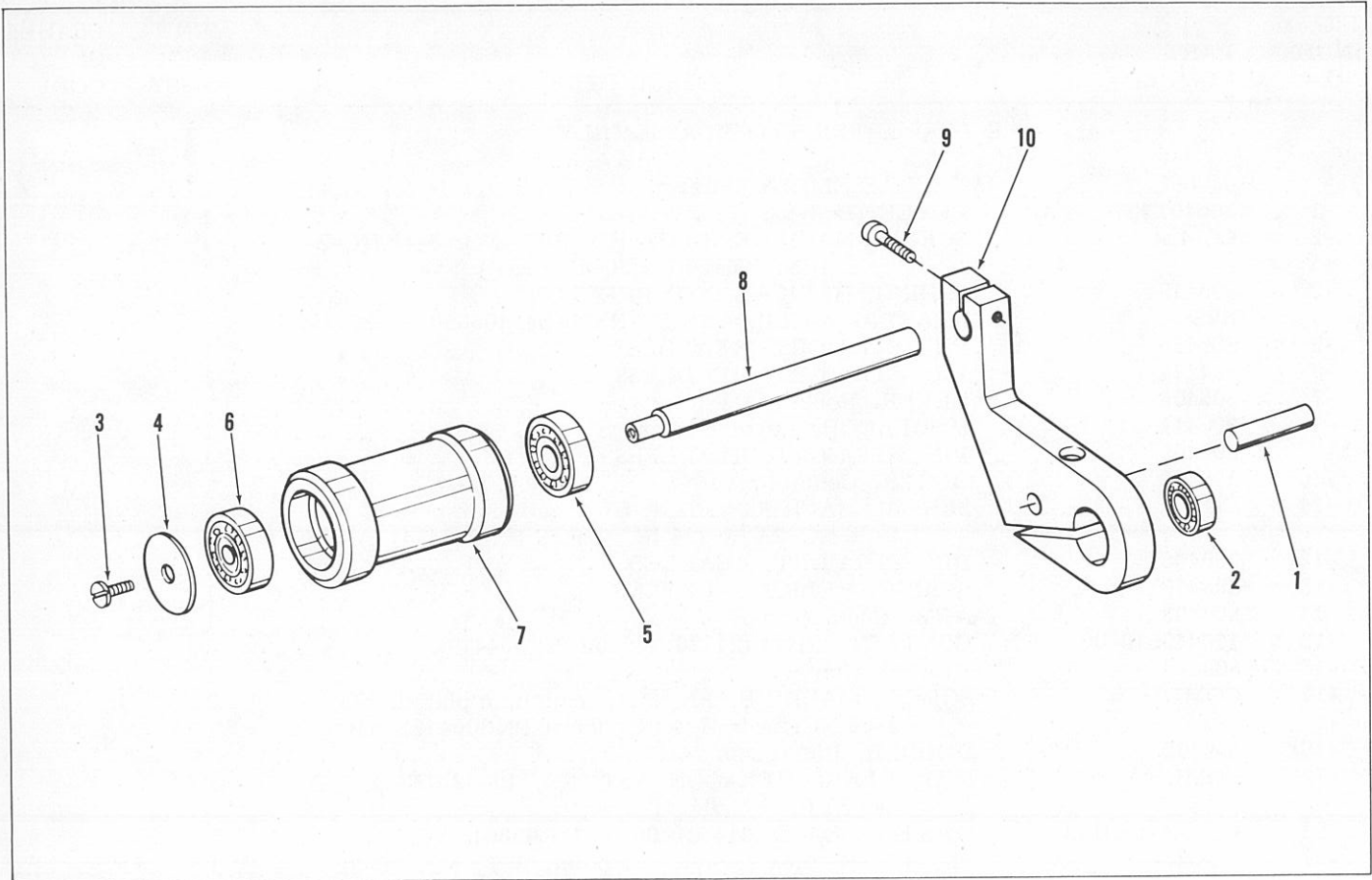


Figure 16. Negative Tension Roller Lever Assemblies

FIG. & INDEX NO.	PART NUMBER	1	2	3	4	5	6	7	DESCRIPTION	UNITS PER ASSY	USABLE ON CODE
NEGATIVE TENSION ROLLER LEVER ASSEMBLIES											
16-	034168								LEVER ASSEMBLY, Negative tension roller (See figure . . . 14 for NHA)	REF	AB
	034142								LEVER ASSEMBLY, Negative tension roller (See figure . . . 14 for NHA)	REF	CD
-1	304755								PIN, STRAIGHT, HEADLESS . . . . .	1	
-2	PS1KDD7C1								BEARING, BALL, ANNULAR (21335) (06650 PN 309638).	1	
16-	034132								ROLLER ASSEMBLY, Bearing . . . . .	1	AB
	034133								ROLLER ASSEMBLY, Bearing . . . . .	1	CD
-3	COML								SCREW, MACHINE, BIND. HD, SST, NO. 4-40 NC-2A . . by 1/4 IN. (06650 PN 300323) (AP)	1	
-4	304668								WASHER, Bearing guard . . . . .	1	
-5	PS1KDD7C1								BEARING, BALL, ANNULAR (21335) (06650 PN 309638).	1	
-6	34KDDC2								BEARING, BALL, ANNULAR (21335) (06650 PN 309639).	1	
-7	304679								ROLLER, Film guide . . . . .	1	AB
	309097								ROLLER, Film guide . . . . .	1	CD
-8	309115								SHAFT, Guide roller . . . . .	1	AB
	309130								SHAFT, Guide roller . . . . .	1	CD
-9	COML								SCREW, CAP. SCH, SST, NO. 4-40 UNC-2A by 1/2 IN. . (06650 PN 399124) (AP)	1	
-10	304746								LEVER, Negative tension roller . . . . .	1	

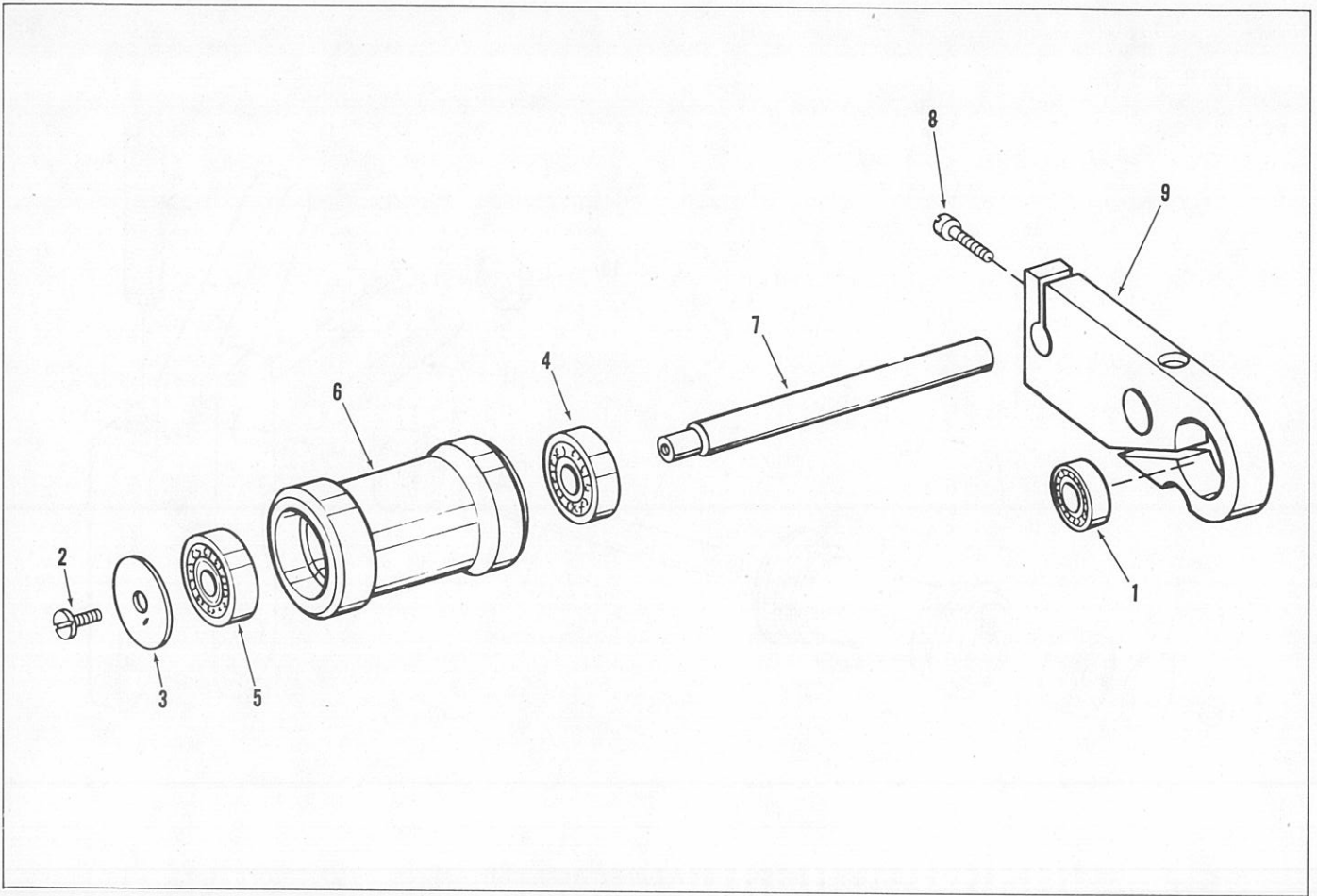


Figure 17. Positive Tension Roller Lever Assemblies

FIG. & INDEX NO.	PART NUMBER	1	2	3	4	5	6	7	DESCRIPTION	UNITS PER ASSY	USABLE ON CODE
POSITIVE TENSION ROLLER LEVER ASSEMBLIES											
17-	034167								LEVER ASSEMBLY, Positive tension roller (See figure 14 for NHA)	REF	AB
	034143								LEVER ASSEMBLY, Positive tension roller (See figure 14 for NHA)	REF	CD
-1	PS1KDD7C1								. BEARING, BALL, ANNULAR (21335) (06650 PN 309638)	1	
17-	034132								. ROLLER ASSEMBLY, Bearing	1	AB
	034133								. ROLLER ASSEMBLY, Bearing	1	CD
-2	COML								. SCREW, MACHINE, BIND. HD, SST, NO. 4-40 NC-2A by 1/4 IN. (06650 PN 300323) (AP)	1	
-3	304668								. WASHER, Bearing guard	1	
-4	PS1KDD7C1								. BEARING, BALL, ANNULAR (21335) (06650 PN 309638)	1	
-5	34KDDC2								. BEARING, BALL, ANNULAR (21335) (06650 PN 309639)	1	
-6	304679								. ROLLER, Film guide	1	AB
	309097								. ROLLER, Film guide	1	CD
-7	309115								. SHAFT, Roller guide	1	AB
	309130								. SHAFT, Roller guide	1	CD
-8	COML								. SCREW, CAP, SCH, SST, NO. 4-40 UNC-2A by 1/2 IN. (06650 PN 399124) (AP)	1	
-9	304747								. LEVER, Positive tension roller	1	

Group Assembly Parts List

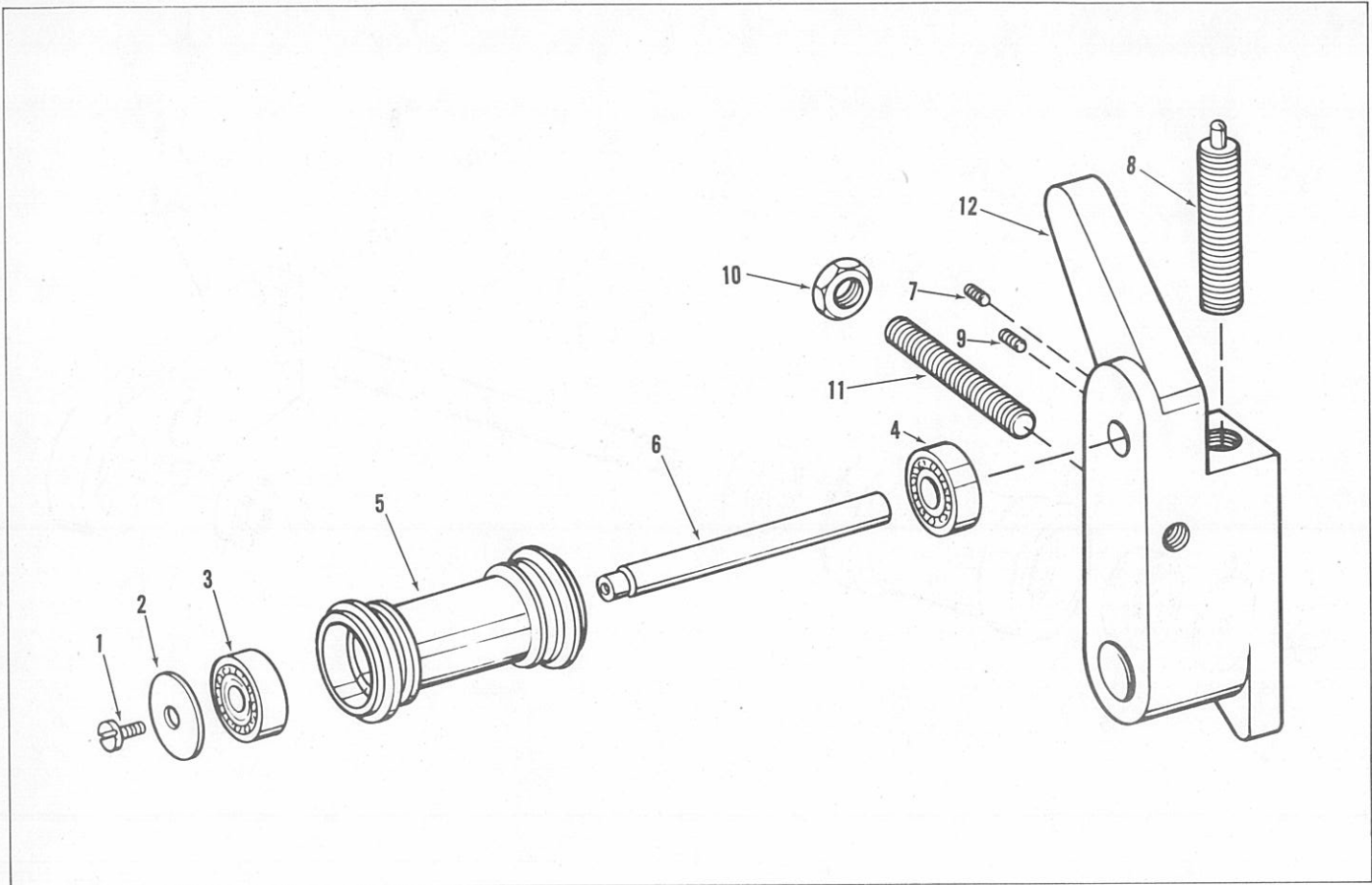


Figure 18. Idler Lever Assemblies

FIG. & INDEX NO.	PART NUMBER	1	2	3	4	5	6	7	DESCRIPTION	UNITS PER ASSY	USABLE ON CODE
18-									IDLER LEVER ASSEMBLIES		
18-	034166								LEVER ASSEMBLY, Idler (See figures 14 and 76 for NHA) . .	REF	ABE
	034141								LEVER ASSEMBLY, Idler (See figures 14 and 76 for NHA) . .	REF	CDF
18-	034172								ROLLER ASSEMBLY, Bearing . . . . .	1	ABE
	034138								ROLLER ASSEMBLY, Bearing . . . . .	1	CDF
-1	COML								SCREW, MACHINE, BIND. HD, SST, NO. 4-40 NC-2A . .	1	
									by 1/4 IN. (06650 PN 300323) (AP)		
-2	304668								WASHER, Bearing guard . . . . .	1	
-3	PS1KDD7C1								BEARING, BALL, ANNULAR (21335) (06650 PN 309638)	1	
-4	34KDDC2								BEARING, BALL, ANNULAR (21335) (06650 PN 309639)	1	
-5	304678								ROLLER, Film guide . . . . .	1	ABE
	309125								ROLLER, Film guide . . . . .	1	CDF
-6	309129								SHAFT, Guide roller . . . . .	1	
-7	COML								SETSCREW, Hex socket, flat point, SST, NO. 10-32 . . .	1	
									UNF-2A by 1/8 IN. (06650 PN 399239) (AP)		
-8	S59								SPRING, PLUNGER (01226) (06650 PN 304696) . . . . .	1	
-9	COML								SETSCREW, Hex socket, flat point, SST, NO. 10-32 . . .	1	
									UNF-2A by 1/8 IN. (06650 PN 399239) (AP)		
-10	COML								NUT, PLAIN, HEXAGON, SST, 1/4-28 UNF-2B (06650 . .	1	
									PN 303226)		
-11	COML								SETSCREW, Hex socket, flat point, SST 1/4-28 UNF-2A .	1	
									by 1-1/4 IN. (06650 PN 309165)		
-12	309128								IDLER, Feed and take-up . . . . .	1	



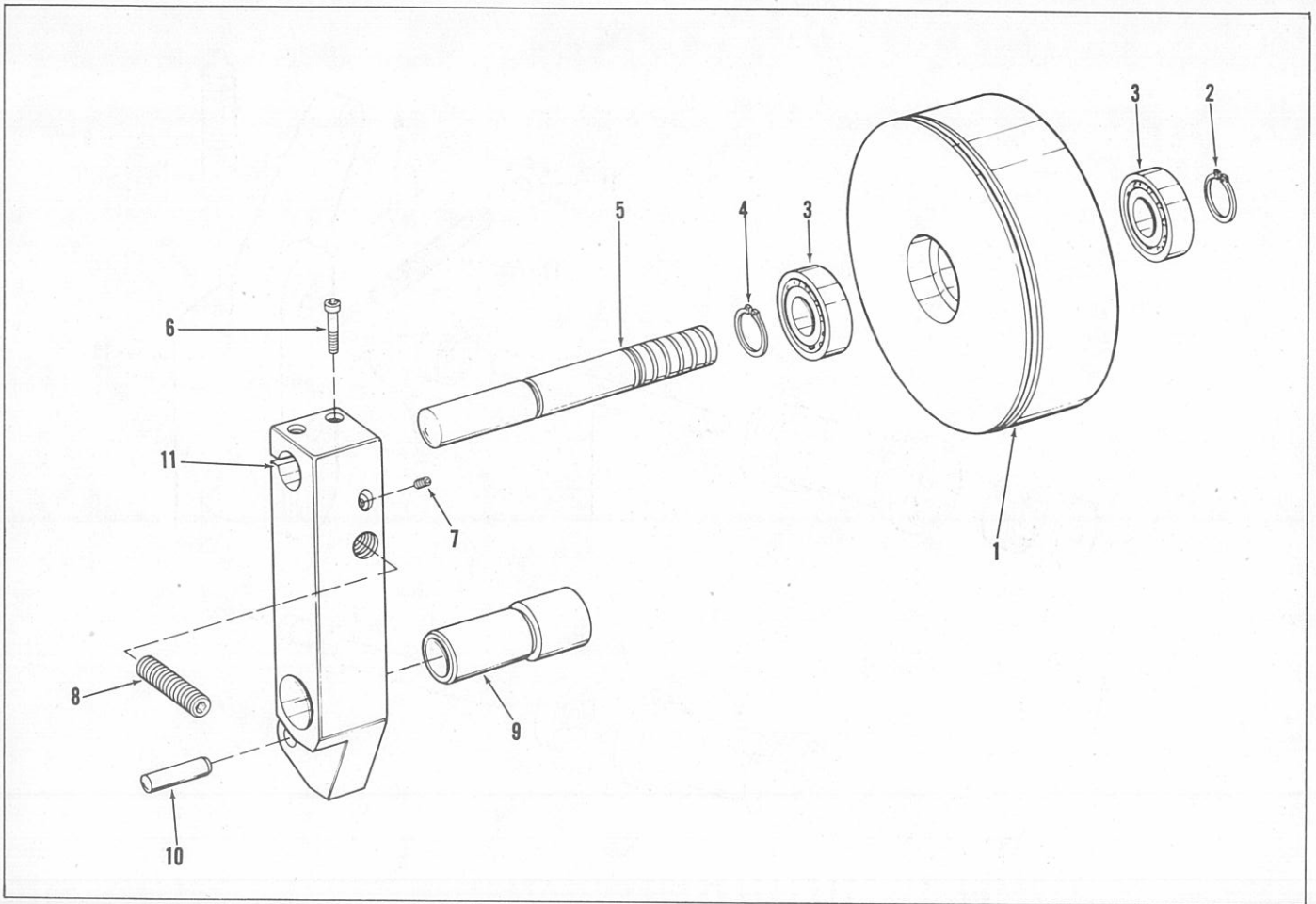


Figure 19. Roller Gate Assembly

FIG. & INDEX NO.	PART NUMBER	1	2	3	4	5	6	7	DESCRIPTION	UNITS PER ASSY	USABLE ON CODE
ROLLER GATE ASSEMBLY											
19-	034144								GATE ASSEMBLY, Roller (See figure 14 for NHA) . . . . .	REF	
-1	031949								. ROLLER ASSEMBLY, Aperture gate . . . . .	1	
-2	5100-50MF								. RING, RETAINING (79136) (06650 PN 304726) (AP) . . . . .	1	
-3	SR8SS3								. BEARING, BALL, ANNULAR (70854) (Alternate) . . . . .	2	
	5KDDFS171								. BEARING, BALL, ANNULAR (21335) (Alternate) . . . . .	2	
									(06650 PN 309796)		
-4	5101-50MF								. RING, RETAINING (79136) (06650 PN 308359) . . . . .	1	
-5	309314								. SHAFT, Aperture roller . . . . .	1	
-6	COML								. SCREW, CAP, SCH, SST, NO. 8-32 NC-2A by 5/8 IN. . . . .	2	
									(06650 PN 399137) (AP)		
-7	COML								. SETSCREW, Hex socket, cup point, brass, NO. 10-32 . . . . .	1	
									UNF-2A by 1/4 IN. (06650 PN 304790)		
-8	310002								. SETSCREW . . . . .	1	
-9	304650								. BEARING, SLEEVE . . . . .	1	
-10	309134								. STUD, Lever lock . . . . .	1	
-11	309132								. HOUSING, Roller gate . . . . .	1	

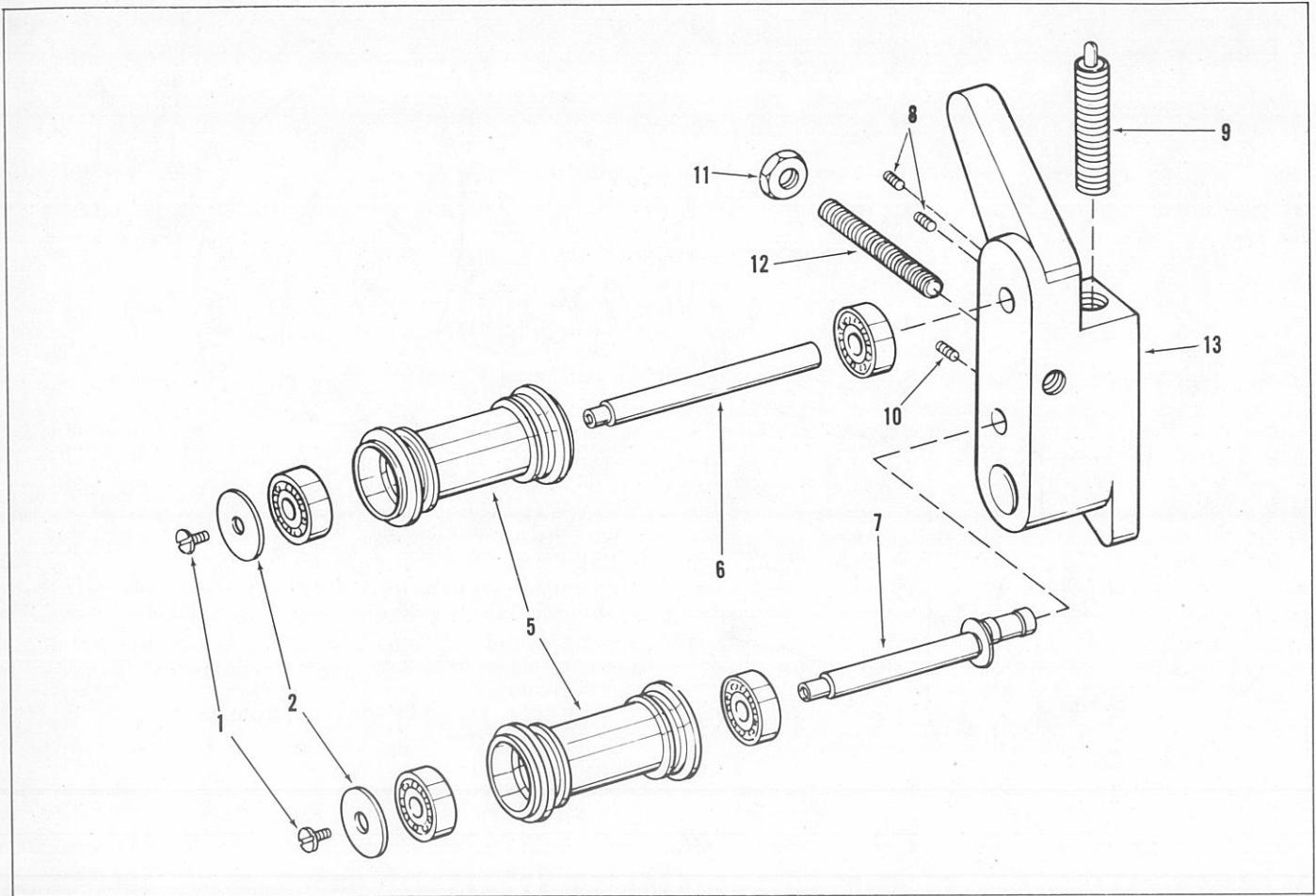


Figure 20. Idler Lever Assembly

FIG. & INDEX NO.	PART NUMBER	1	2	3	4	5	6	7	DESCRIPTION	UNITS PER ASSY	USABLE ON CODE
IDLER LEVER ASSEMBLY											
20-	034353								LEVER ASSEMBLY, Idler (See figures 14 and 76 for NHA) . .	REF	ABE
20-	034172								. ROLLER ASSEMBLY, Bearing . . . . .	2	
-1	COML								. SCREW, MACHINE, BIND. HD, SST/ NO. 4-40 NC-2A . .	2	
									by 1/4 IN. (06650 PN 300323) (AP)		
-2	304668								. WASHER, Bearing guard (AP) . . . . .	2	
-3	PS1KDD7C1								. . BEARING, BALL, ANNULAR (21335) (06650 PN 309638)	1	
-4	34KDDC2								. . BEARING, BALL, ANNULAR (21335) (06650 PN 309639)	1	
-5	304678								. ROLLER, Film guide . . . . .	1	
-6	309129								. SHAFT, Guide roller . . . . .	1	
-7	309739								. SHAFT, ECCENTRIC, Guide roller . . . . .	1	
-8	COML								. SETSCREW, Hex socket, flat point, SST, NO. 10-32 . . .	2	
									UNF-2A by 1/8 IN. (06650 PN 399239) (AP)		
-9	S59								. SPRING, PLUNGER (01226) (06650 PN 304696) . . . . .	1	
-10	COML								. SETSCREW, Hex socket, flat point, SST, NO. 10-32 . . .	1	
									UNF-2A by 1/8 IN. (06650 PN 399239) (AP)		
-11	COML								. NUT, PLAIN, HEXAGON, SST, 1/4-28 UNF-2B (06650 . .	1	
									PN 303226)		
-12	COML								. SETSCREW, Hex socket, flat point, SST. 1/4-28 . . . . .	1	
									UNF-2A by 1-1/4 IN. (06650 PN 309165)		
-13	309741								. IDLER, Take-up . . . . .	1	

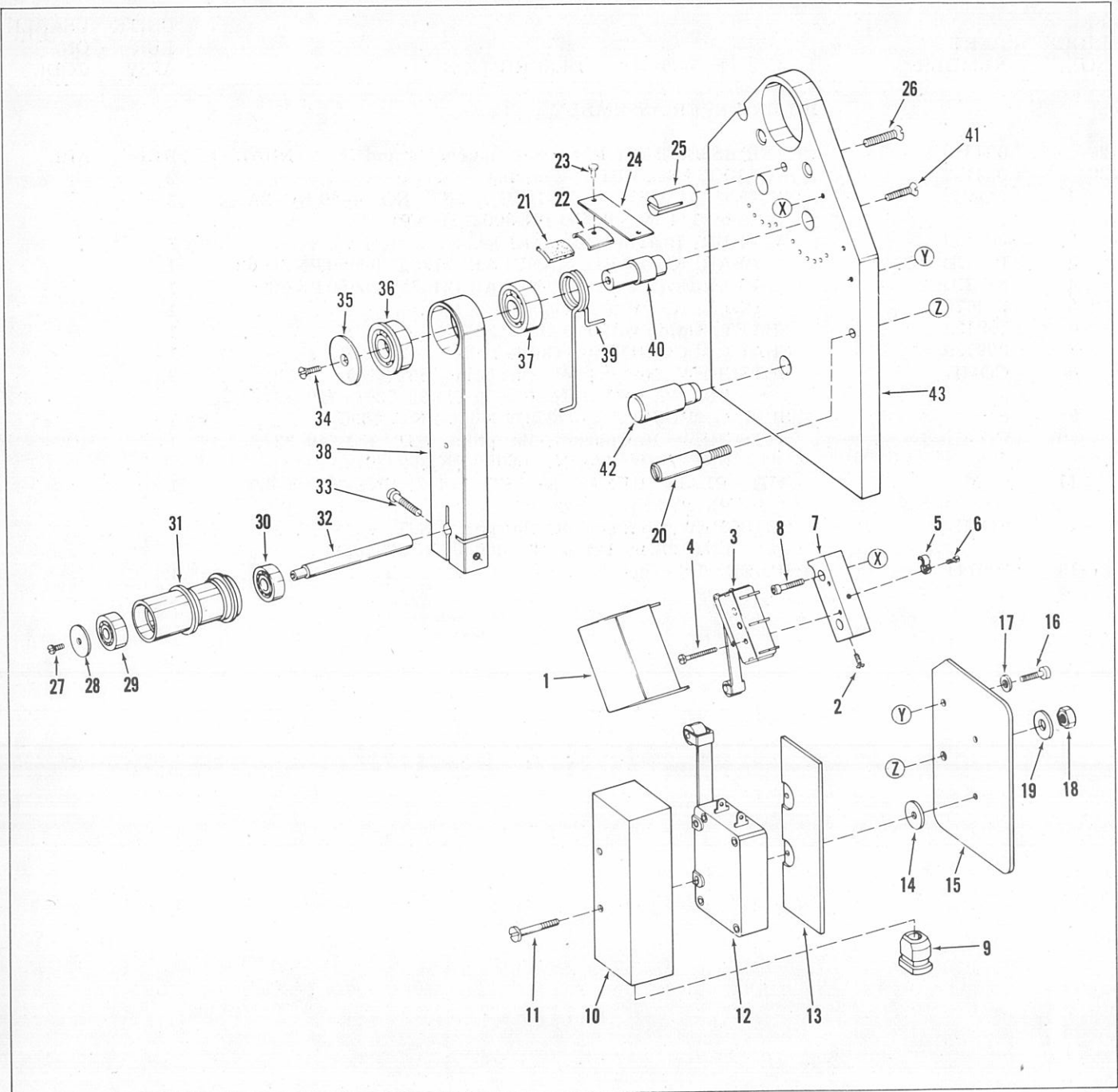


Figure 21. Film Tension Control Assembly



FIG. & INDEX NO.	PART NUMBER	1	2	3	4	5	6	7	DESCRIPTION	UNITS PER ASSY	USABLE ON CODE
FILM TENSION CONTROL ASSEMBLY											
21-	034130								CONTROL ASSEMBLY, Film tension (See figure 14 for NHA)	REF	AB
	034131								CONTROL ASSEMBLY, Film tension (See figure 14 for NHA)	REF	CD
-1	309013								COVER, Switch . . . . .	1	
-2	COML								SCREW, MACHINE, BIND. HD, SST, NO. 2-56 NC-2A . . . . . by 1/4 IN. (06650 PN 399005) (AP)	2	
-3	BHRD-4-6-SP								SWITCH, SENSITIVE (80411) (06650 PN 308463) . . . . .	1	
-4	COML								SCREW, MACHINE, BIND. HD, SST, NO. 4-40 NC-2A . . . . . by 3/4 IN. (06650 PN 399222) (AP)	2	
-5	1/4-2NA								CLAMP, Loop (95987) (06650 PN 309017) . . . . .	1	
-6	COML								SCREW, MACHINE, BIND. HD, SST, NO. 4-40 NC-2A . . . . . by 1/4 IN. (06650 PN 300323) (AP)	1	
-7	309014								BLOCK, Switch mounting . . . . .	1	
-8	COML								SCREW, CAP, SCH, SST, NO. 4-40 UNC-2A by 1/2 IN. . . . . (06650 PN 399124)	1	
-9	SR-5P								BUSHING, STRAIN RELIEF (28520) (06650 PN 21889). . . . .	1	
-10	309177								COVER, Switch . . . . .	1	
-11	COML								SCREW, MACHINE, BIND. HD, SST, NO. 6-32 UNC-2A . . . . . by 7/8 IN. (06650 PN 399244) (AP)	2	
-12	E19-01K								SWITCH, SENSITIVE (01963) (06650 PN 309178) . . . . .	1	
-13	309179								SPACER . . . . .	1	
-14	309180								SPACER . . . . .	2	
-15	309202								BRACKET . . . . .	1	
-16	COML								SCREW, CAP, SCH, SST, NO. 6-32 NC-2A by 7/16 IN. . . . . (06650 PN 399230)	1	
-17	302064								WASHER, FLAT (AP). . . . .	1	
-18	COML								NUT, PLAIN, HEXAGON, SST, NO. 10-32 NF-2B (06650 PN 303204) (AP)	1	
-19	309008								WASHER, FLAT (AP). . . . .	1	
-20	309092								STOP, STUD . . . . .	1	
-21	309023								FELT . . . . .	2	
-22	309026								HOLDER, Felt . . . . .	2	
-23	309095								RIVET, TUBULAR . . . . .	2	
-24	309025								SPRING, FLAT . . . . .	1	
-25	309094								POST, DAMPER . . . . .	1	
-26	COML								SCREW, MACHINE, FH, SST, NO. 10-32 UNF-2A by . . . . . 5/8 IN. (06650 PN 399176) (AP)	1	
21-	034132								ROLLER ASSEMBLY, Bearing . . . . .	2	AB
	031500								ROLLER ASSEMBLY, Bearing . . . . .	2	CD
-27	COML								SCREW, MACHINE, BIND. HD, SST, NO. 4-40 NC-2A . . . . . by 1/4 IN. (06650 PN 300323) (AP)	2	
-28	304668								WASHER, Bearing guard (AP) . . . . .	2	
-29	PS1KDD7C1								BEARING, BALL (21335) (06650 PN 309638) . . . . .	1	
-30	34KDDC2								BEARING, BALL (21335) (06650 PN 309639) . . . . .	1	
-31	304679								ROLLER, Film guide . . . . .	1	AB
	302884								ROLLER, Film guide . . . . .	1	CD
-32	309129								SHAFT, Guide roller . . . . .	2	
-33	COML								SCREW, CAP, SCH, SST, NO. 8-32 NC-2A by 3/4 IN. . . . . (06650 PN 399138) (AP)	2	
-34	COML								SCREW, MACHINE, FH, SST, NO. 6-32 NC-2A by 5/16 . . . . . IN. (06650 PN 399165)	2	
-35	309096								WASHER, FLAT . . . . .	2	
-36	SFR6S								BEARING, BALL (70854) (06650 PN 309012). . . . .	2	
-37	R6SS-C5								BEARING, BALL (70854) (06650 PN 304646). . . . .	2	
-38	309027								ARM, Roller . . . . .	2	
-39	309317								SPRING, HELICAL, TORSION . . . . .	2	
-40	309093								STUD, BEARING . . . . .	2	
-41	COML								SCREW, MACHINE, FH, SST, NO. 8-32 NC-2A by 1/2 IN . . . . . (06650 PN 399172) (AP)	2	
-42	309090								STOP, STUD . . . . .	1	
-43	309003								PLATE, Film tension control . . . . .	1	

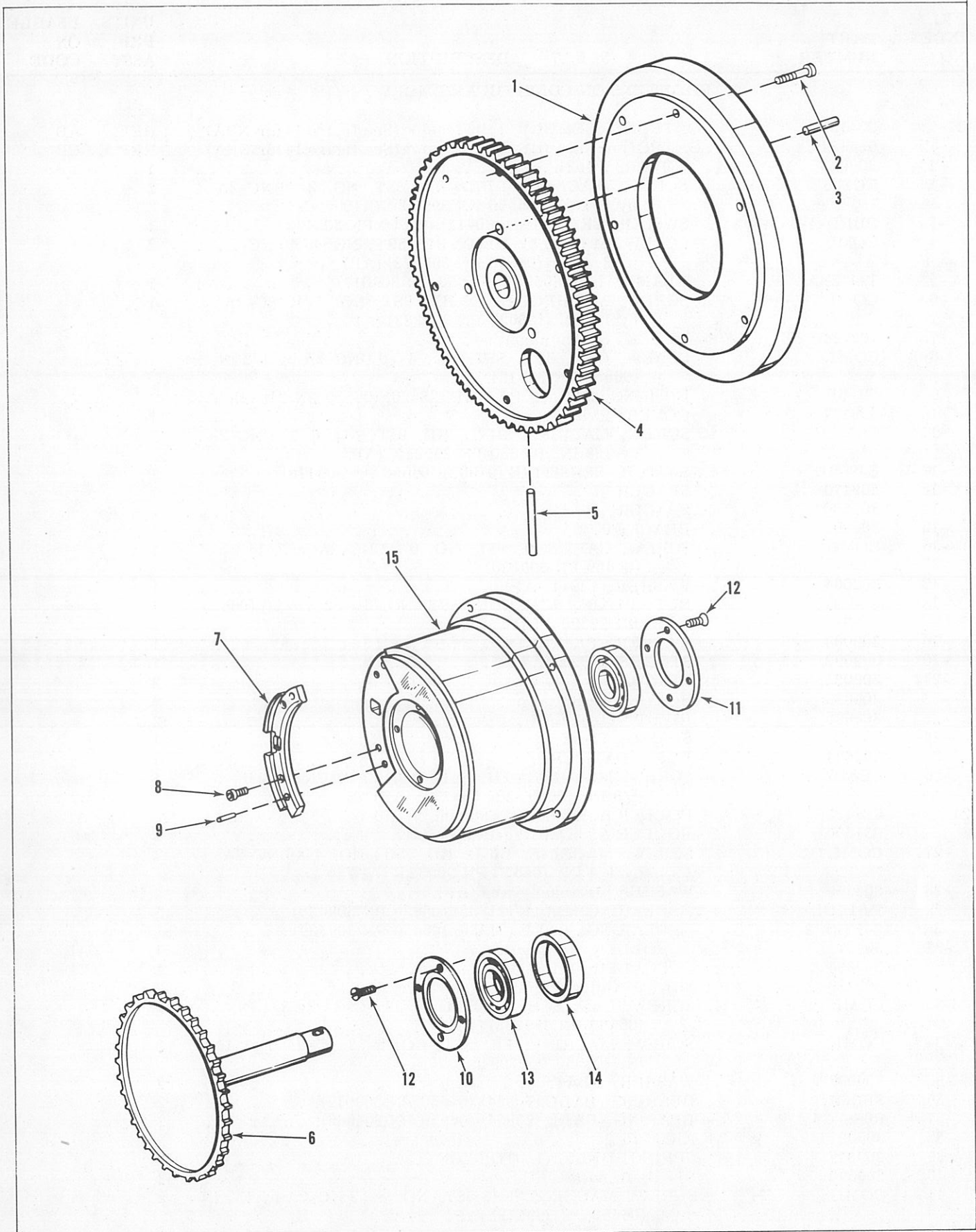


Figure 25. Printing Sprocket Assembly

FIG. & INDEX NO.	PART NUMBER	1	2	3	4	5	6	7	DESCRIPTION	UNITS PER ASSY	USABLE ON CODE
APERTURE AND DRUM COVER ASSEMBLY PN 034150 (CONT)											
24-41	304624	.	.						COVER, Bearing . . . . .	1	
-42	COML	.	.						SCREW, MACHINE, FH, SST, NO. 2-56 NC-2A by 1/4 IN. (06650 PN 399156) (AP)	4	
-43	5008-137MF	.	.						RING, RETAINING (79136) (06650 PN 309159) . . . . .	1	
-44	7KDDFS171	.	.						BEARING, BALL, ANNULAR (21335) (06650 PN 309797)	2	
-45	COML	.	.						SETSCREW, Hex socket, flat point, SST, NO. 10-32. UNF-2A by 1/4 IN. (06650 PN 306417)	2	
-46	309148	.	.						SPACER, Bearing . . . . .	1	
-47	309147	.	.						DRUM . . . . .	1	
PRINTING SPROCKET ASSEMBLY											
25-	034185								SPROCKET ASSEMBLY, Printing (See figure 14 for NHA) .	REF	AB
	034149								SPROCKET ASSEMBLY, Printing (See figure 14 for NHA) .	REF	CD
-1	309088	.	.						FLYWHEEL . . . . .	1	
-2	COML	.	.						SCREW, CAP, SCH, SST, NO. 8-32 NC-2A by 3/4 IN. . (06650 PN 399138) (AP)	6	
-3	305796	.	.						PIN, STRAIGHT, HEADLESS . . . . .	3	
-4	309207	.	.						GEAR, HELICAL . . . . .	1	
-5	304767	.	.						PIN, STRAIGHT, HEADLESS (AP) . . . . .	1	AB
	79-028-125-1125	.	.						PIN, SPRING (72962) (06650 PN 309881) . . . . .	1	CD
-6	031173	.	.						SPROCKET ASSEMBLY, Aperture . . . . .	1	AB
	031898	.	.						SPROCKET ASSEMBLY, Aperture . . . . .	1	CD
-7	304623	.	.						STRIPPER, 16 MM . . . . .	1	AB
	309209	.	.						STRIPPER, 35 MM . . . . .	1	CD
-8	COML	.	.						SCREW, CAP, SCH, SST, NO. 4-40 UNC-2A by 1/4 IN.. (06650 PN 399121) (AP)	2	
-9	304754	.	.						PIN, STRAIGHT, HEADLESS . . . . .	2	
-10	309754	.	.						COVER, Bearing . . . . .	1	
-11	304624	.	.						COVER, Bearing . . . . .	1	
-12	COML	.	.						SCREW, MACHINE, FH, SST, NO. 2-56 NC-2A by . . . . 1/4 IN. (06650 PN 399156) (AP for items 10 and 11)	8	
-13	R10SS3G2	.	.						BEARING, BALL, ANNULAR (70854) (06650 PN 302546) .	2	AB
	7KDDFS171	.	.						BEARING, BALL, ANNULAR (21335) (06650 PN 309797) .	2	CD
-14	305170	.	.						SPACER, Sprocket bearing . . . . .	1	CD
-15	304626	.	.						BEARING, Printing sprocket . . . . .	1	AB
	309143	.	.						BEARING, Printing sprocket . . . . .	1	CD



Group Assembly Parts List

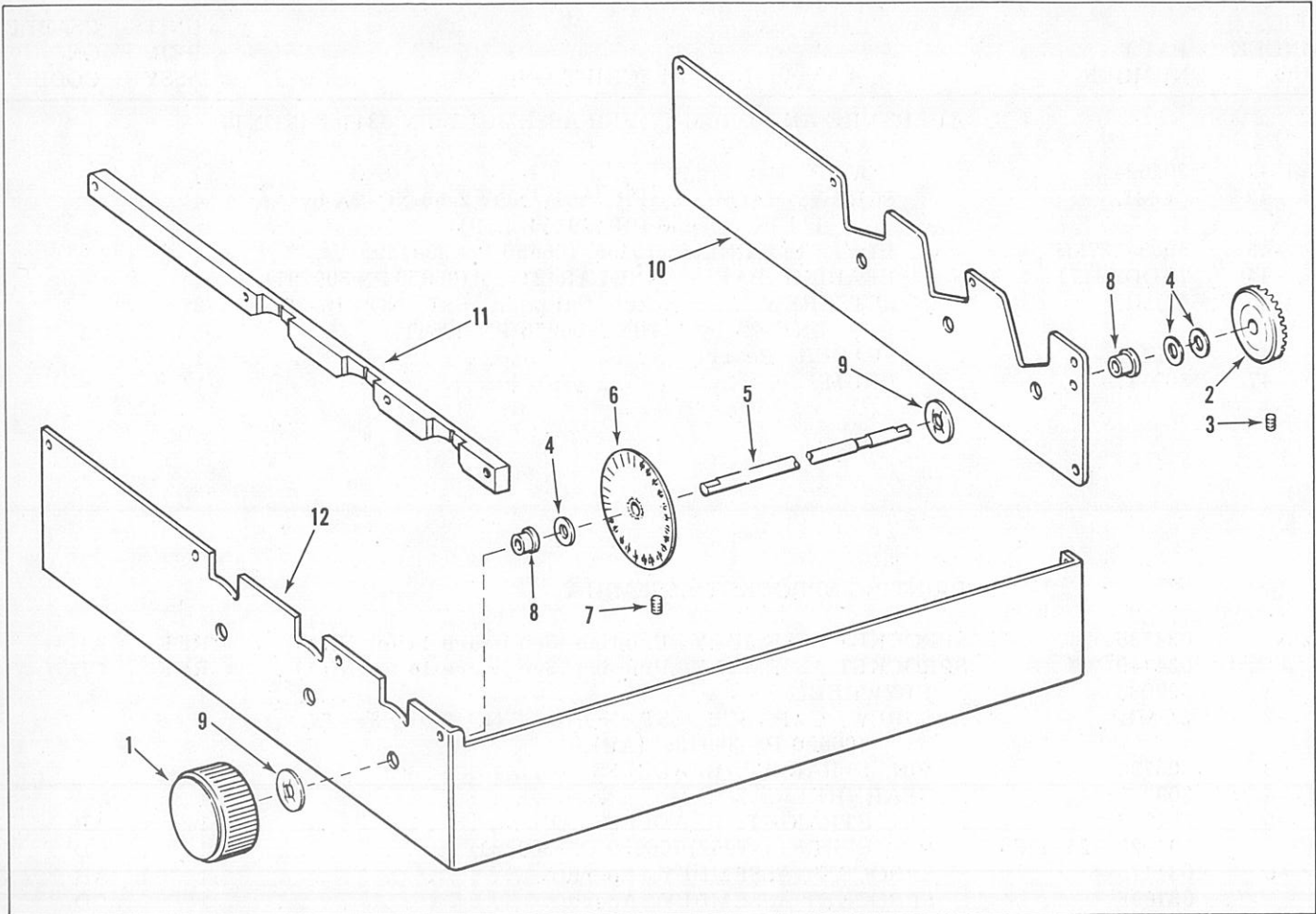


Figure 30. Trim Adjustment Assembly

FIG. & INDEX NO.	PART NUMBER	1	2	3	4	5	6	7	DESCRIPTION	UNITS PER ASSY	USABLE ON CODE
TRIM ADJUSTMENT ASSEMBLY											
30-	NO NUMBER								TRIM ADJUSTMENT ASSEMBLY (See figure 2 for NHA) . .	REF	
-1	SSN-175-2								. KNOB, Trim adjustment (Includes AP) (Buckeye Stamping Co., Columbus, Ohio) (06650 PN 303457)	3	
-2	031034								. GEAR ASSEMBLY . . . . .	3	
-3	COML								. SETSCREW, Splined socket, cup point, SST, NO. 8-32 . NC-2A by 3/16 IN. (06650 PN 399097) (AP)	3	
-4	308493								. TRIM WASHER (Alternate) . . . . .	AR	
	621067								. TRIM WASHER (Alternate) . . . . .	AR	
-5	309968								. SHAFT, Trim dial . . . . .	3	
-6	034480								. DIAL ASSEMBLY, Trim . . . . .	3	
-7	COML								. SETSCREW, Splined socket, cup point, SST, NO. 8-32 . UNC-2A by 1/4 IN. (06650 PN 399043)	3	
-8	309966								. BEARING, SLEEVE, Flanged . . . . .	6	
-9	C1400SS014								. PUSH ON NUT (78553) (06650 PN 309967) (AP) . . . . .	6	
-10	309982								. PLATE, Back, lower mounting . . . . .	1	
-11	309974								. SPACER, Front bracket . . . . .	1	
-12	309973								. BRACKET, Front, mounting . . . . .	1	



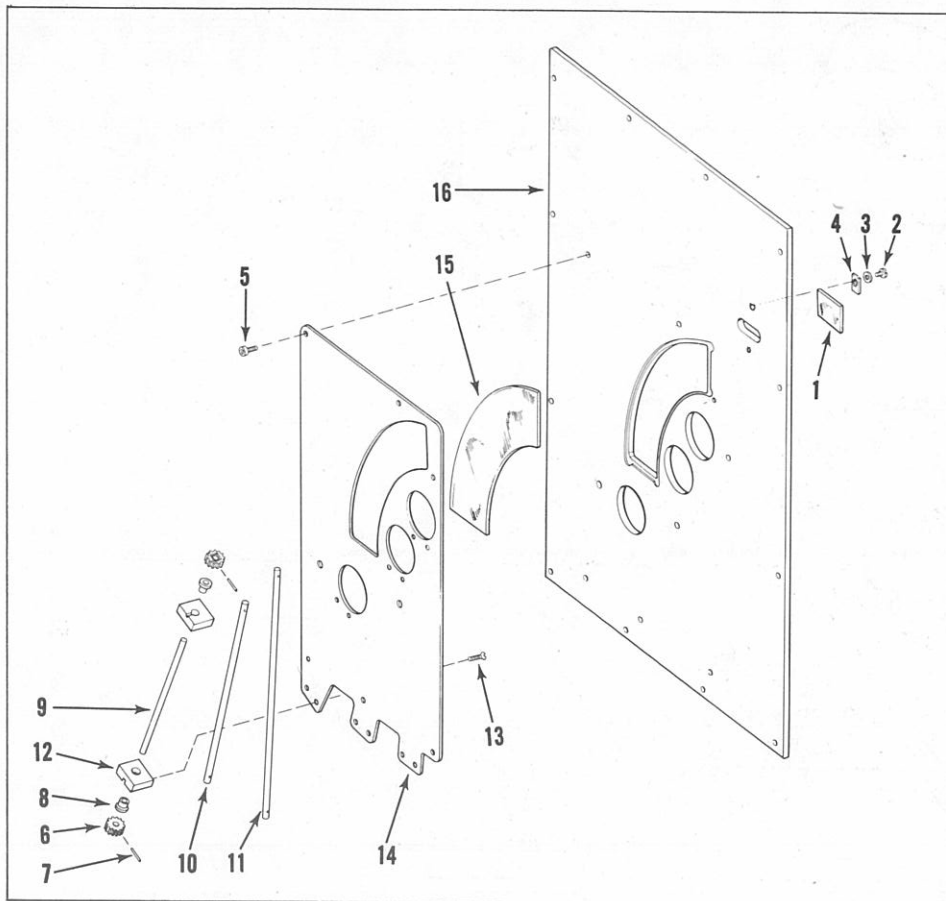


Figure 31. Back Plate Assembly

FIG. & INDEX NO.	PART NUMBER	1	2	3	4	5	6	7	DESCRIPTION	UNITS PER ASSY	USABLE ON CODE
BACK P LATE ASSEMBLY											
31-	034474								PLATE ASSEMBLY, BACK (See figure 2 for NHA) . . . . .	REF	
-1	308274								. WINDOW, Meter . . . . .	1	
-2	COML								. SCREW, MACHINE, BIND. HD, SST, NO. 4-40 NC-2A by 3/16 IN. (06650 PN 302099) (AP)	2	
-3	COML								. WASHER, FLAT, SST, For NO. 4 screw (06650 PN 308270) (AP)	2	
-4	300995								. CLIP, Lens (AP) . . . . .	2	
31-	034481								. PLATE ASSEMBLY, Back upper mounting . . . . .	1	
-5	COML								. SCREW, MACHINE, BIND. HD, SST, NO. 6-32 NC-2A by 5/16 IN. (06650 PN 399016) (AP)	5	
-6	31239								. . GEAR, SPUR . . . . .	6	
-7	79-012-062-0375								. . PIN, SPRING (72962) (06650 PN 304692) (AP) . . . . .	6	
-8	3L3-FK								. . BEARING, SLEEVE, FLANGED (96881) (06650 PN 31236)	6	
-9	309978								. . SHAFT, Short . . . . .	1	
-10	309979								. . SHAFT, Medium . . . . .	1	
-11	309980								. . SHAFT, Long . . . . .	1	
-12	309983								. . BLOCK, Bearing mounting . . . . .	6	
-13	COML								. . SCREW, MACHINE, FH, SST, NO. 6-32 NC-2A by 7/16 IN. (06650 PN 399166) (AP)	12	
-14	309981								. . PLATE, Back upper mounting . . . . .	1	
-15	309984								. WINDOW, Light valve . . . . .	1	
-16	309985								. PLATE, BACK . . . . .	1	

Group Assembly Parts List

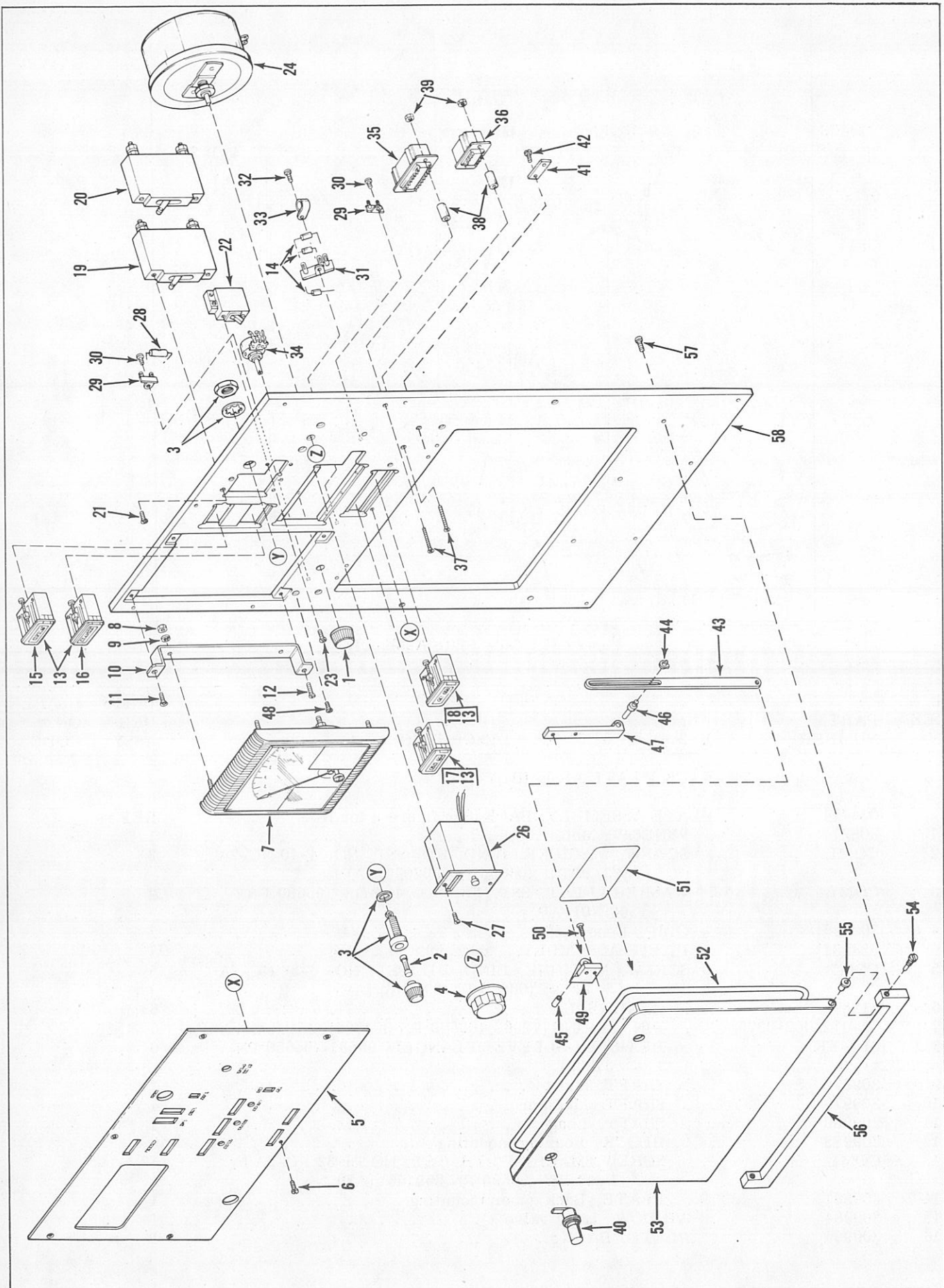


Figure 32. Front Plate Assembly

FIG. & INDEX NO.	PART NUMBER	1 2 3 4 5 6 7	DESCRIPTION	UNITS PER ASSY	USABLE ON CODE
FRONT PLATE ASSEMBLY					
32-	034473		PLATE ASSEMBLY, Front (See figure 2 for NHA) . . . . .	REF	
-1	RB-301 BLACK		. KNOB (86797) (06650 PN 308262) . . . . .	1	
-2	3AB		. FUSE, CARTRIDGE, 10A, 250V (71400) (06650 PN 308228).	1	
-3	342-012		. FUSEHOLDER (Shown in 5 parts) (75915) (06650 PN . . . 25580)	1	
-4	5150		. KNOB (44655) (06650 PN 308227) . . . . .	1	
-5	308218		. PANEL . . . . .	1	
-6	COML		. SCREW, MACHINE, BIND. HD, SST, NO. 4-40 NC-2A . by 5/16 IN. (06650 PN 399010) (AP)	1	
-7	314316		. VOLTMETER, DC, scale 60 to 120 VDC (Use PN 034021 for printer serial nos. 2550 and below.)	1	
-8	COML		. NUT, PLAIN, HEXAGON, SST, NO. 6-32 NC-3B . . . . . (06650 PN 308188) (AP)	4	
-9	COML		. WASHER, LOCK, Internal tooth, STL, cadmium plated . for NO. 6 screw (06650 PN 14175) (AP)	4	
-10	308209		. BRACKET. . . . .	2	
-11	COML		. SCREW, MACHINE, FH, SST, NO. 4-40 UNC-2A by . . . 3/16 IN. (06650 PN 399227) (AP)	2	
-12	COML		. SCREW, MACHINE, FH, SST, NO. 6-32 NC-2A by 1/2 . IN. (06650 PN 399167) (AP)	2	
-13	345		. LAMP, INCANDESCENT (08806) (06650 PN 304874) . . .	4	
-14	A7E		. SEMICONDUCTOR DEVICE, DIODE (09214) (06650 PN . 309498)	3	
-15	VM281-57T		. LIGHT, INDICATOR, "OPEN" (72619) (06650 PN 308231).	1	
-16	VM281-56T		. LIGHT, INDICATOR, "CLOSED" (72619) (06650 PN . . . . . 308243)	1	
-17	VM281-57T		. LIGHT, INDICATOR, "180 FPM" (72619) (06650 PN 308297)	1	
-18	VM281-57T		. LIGHT, INDICATOR, "60 FPM" (72619) (06650 PN 308296)	1	
-19	AM12		. CIRCUIT BREAKER, 250 VAC, 5A, 60 CPS, curve 4 . . . (74193) (06650 PN 310216)	1	
-20	AM12		. CIRCUIT BREAKER, 250 VAC, 4A, 60 CPS, curve 4 . . . (74193) (06650 PN 308229)	1	AC
	AM12		. CIRCUIT BREAKER, 250 VAC, 5A, 60 CPS, curve 4 . . . (74193) (06650 PN 310216)	1	BD
-21	COML		. SCREW, MACHINE, FH, SST, NO. 6-32 NC-2A by . . . 5/16 IN. (06650 PN 399165) (AP)	4	
-22	80323		. SWITCH, TOGGLE (04009) (06650 PN 301271) . . . . .	2	
-23	COML		. SCREW, MACHINE, FH, SST, NO. 3-48 NC-2A by 1/4 . IN. (06650 PN 308269) (AP)	4	
-24	0524/5150		. RHEOSTAT, Model "L", 0.5 ohm, 150W (Includes AP) . (44655) (06650 PN 308227)	1	
-25	DELETED				
-26	TCeBZ4E		. COUNTER, ELECTRICAL (75523) (06650 PN 306751) . . .	3	
-27	COML		. SCREW, MACHINE, FH, SST, NO. 4-40 NC-2A by 1/4 . IN. (06650 PN 399157) (AP)	6	
-28	MS35045-19		. RESISTOR, FIXED, COMPOSITION (06650 PN 25971) . . .	1	
-29	52		. TERMINAL BOARD (71785) (06650 PN 304580) . . . . .	2	
-30	COML		. SCREW, MACHINE, BIND, HD, SST, NO. 6-32 NC-2A . by 1/4 IN. (06650 PN 31049)	2	
-31	857		. TERMINAL BOARD (83330) (06650 PN 305646) . . . . .	1	
-32	COML		. SCREW, MACHINE, BIND. HD, SST, NO. 6-32 NC-2A . by 1/4 IN. (06650 PN 31049) (AP)	1	
-33	HP-4N		. CLAMP, Loop (09922) (06650 PN 308365) . . . . .	1	
-34	RV42NAYSD 105B		. RESISTOR, VARIABLE (Includes AP) (06650 PN 308248) .	1	



Group Assembly Parts List

FIG. & INDEX NO.	PART NUMBER	1	2	3	4	5	6	7	DESCRIPTION	UNITS PER ASSY	USABLE ON CODE
FRONT PLATE ASSEMBLY (CONT)											
32-35	26-4101-16P	.							CONNECTOR, RECEPTACLE, ELECTRICAL (02660) . . (06650 PN 308233)	1	
-36	26-4101-8P	.							CONNECTOR, RECEPTACLE, ELECTRICAL (02660) . . (06650 PN 308295)	1	
NOTE: Attaching parts for items 35 and 36 follow.											
-37	COML	.							SCREW, MACHINE, FH, SST, NO. 4-40 UNC-2A . . . . by 1-1/8 IN. (06650 PN 399183) (AP)	4	
-38	308214	.							SPACER, SLEEVE (AP) . . . . .	4	
-39	COML	.							NUT, PLAIN, HEXAGON, SST, NO. 4-40 NC-2B . . . . (06650 PN 303292) (AP)	4	
-40	48-10-103-10	.							FASTENER, Adjustable pawl (Includes AP) (94222) . . . . (06650 PN 308238)	2	
-41	308219	.							STRIKE, Fastener . . . . .	2	
-42	COML	.							SCREW, MACHINE, BIND. HD, SST, NO. 4-40 NC-2A . . by 1/4 IN. (06650 PN 300323) (AP)	4	
-43	308205	.							ARM, Door . . . . .	2	
-44	5133-18MF	.							RING, RETAINING (79136) (06650 PN 308858) (AP) . . . .	2	
-45	308216	.							PIN, HINGE (AP) . . . . .	2	
-46	308221	.							PIN, HINGE (AP) . . . . .	2	
-47	308206	.							HINGE . . . . .	2	
-48	COML	.							SCREW, MACHINE, FH, SST, NO. 6-32 NC-2A by 1/2 . . IN. (06650 PN 399167) (AP)	4	
-49	308272	.							BRACKET, Door, LH . . . . .	1	
	308207	.							BRACKET, Door, RH . . . . .	1	
-50	COML	.							SCREW, MACHINE, FH, SST, NO. 6-32 NC-2A by 3/8 . . IN. (06650 PN 399188) (AP)	4	
-51	308278	.							PLATE, INSTRUCTION . . . . .	1	
-52	308213	.							GASKET . . . . .	1	
-53	308203	.							DOOR . . . . .	1	
-54	308212	.							SCREW, EXTERNALLY RELIEVED BODY (AP) . . . . .	2	
-55	308210	.							BEARING, SLEEVE . . . . .	2	
-56	308208	.							BRACKET, Door . . . . .	1	
-57	COML	.							SCREW, CAP, SCH, SST, NO. 8-32 UNC-2A by 1/2 IN. . . (06650 PN 399136) (AP)	4	
-58	309969	.							PLATE, Front . . . . .	1	



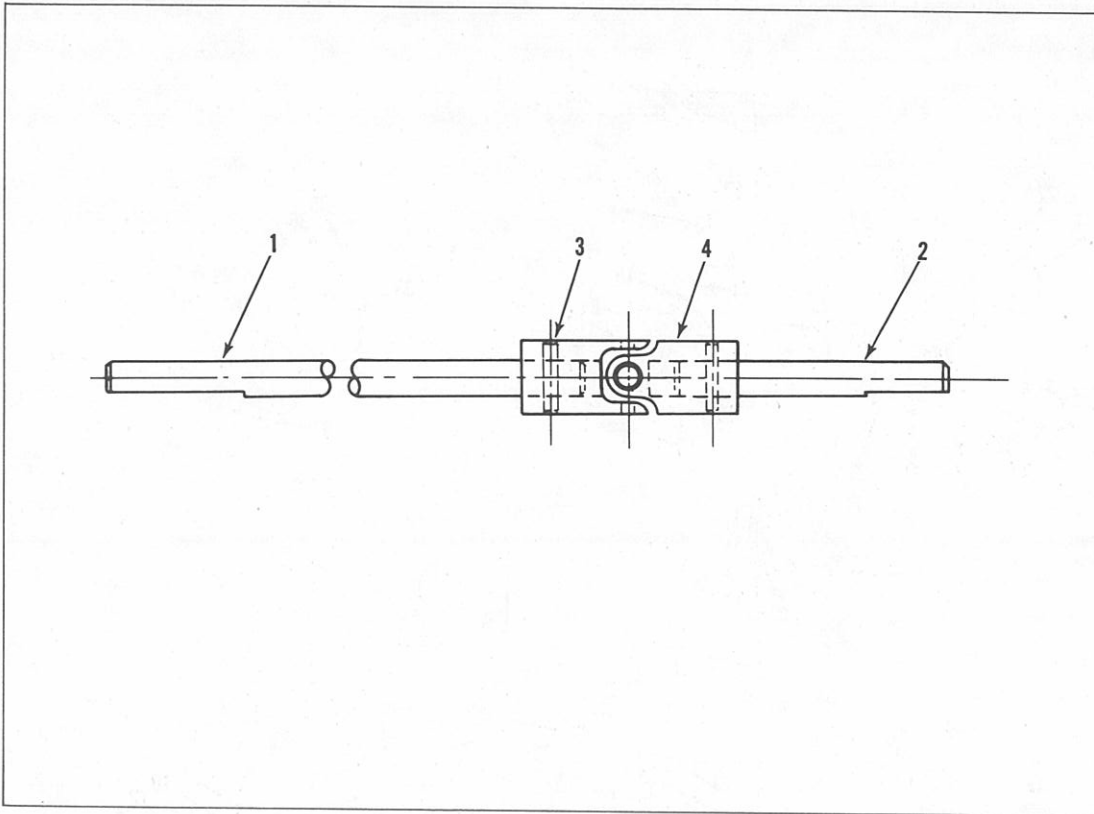


Figure 33. Universal Joint Assembly

FIG. & INDEX NO.	PART NUMBER	1	2	3	4	5	6	7	DESCRIPTION	UNITS PER ASSY	USABLE ON CODE
UNIVERSAL JOINT ASSEMBLY											
33-	034189								UNIVERSAL JOINT ASSEMBLY (See figure 2 for NHA) . . .	REF	
-1	308482								. SHAFT . . . . .	1	
-2	308483								. SHAFT . . . . .	1	
-3	79-022-094-0500								. PIN, SPRING (72962) (06650 PN 308499) (AP for items 1 and 2) . . . . .	2	
-4	BC-3								. UNIVERSAL JOINT (00141) (Alternate) . . . . .	1	
	D-2-B								. UNIVERSAL JOINT (75665) (Alternate) (06650 PN 308476) . . . . .	1	

Group Assembly Parts List

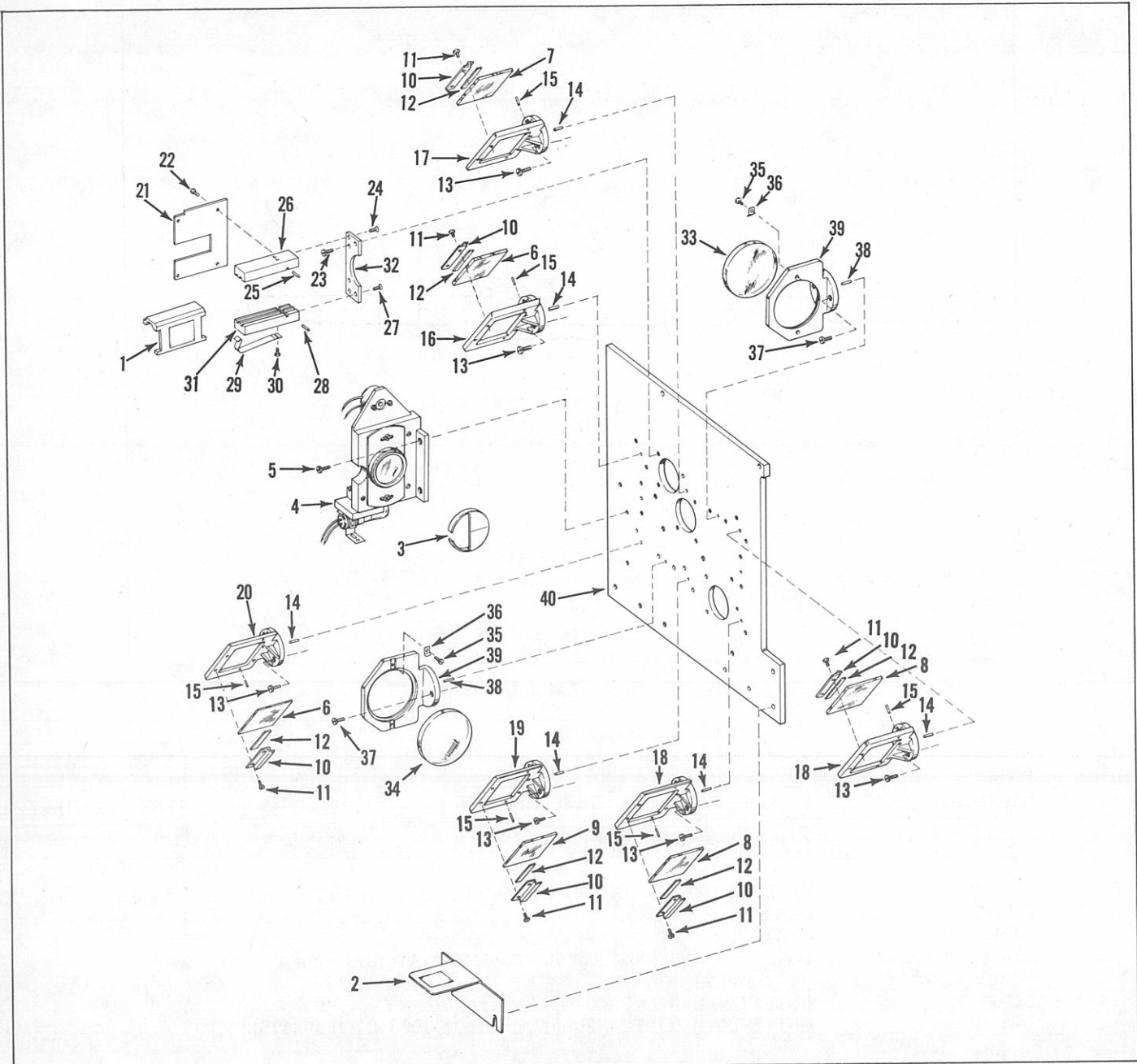


Figure 34. Optical Mounting Plate Assembly

FIG. & INDEX NO.	PART NUMBER	1	2	3	4	5	6	7	DESCRIPTION	UNITS PER ASSY	USABLE ON CODE
<b>OPTICAL MOUNTING PLATE ASSEMBLY</b>											
34-	034120								PLATE ASSEMBLY, Optical mounting (See figure 2 for NHA) .	REF	
-1	309238								. TARGET "A", Alignment . . . . .	1	
-2	309239								. TARGET "B", Alignment . . . . .	1	
-3	309240								. TARGET "C", Alignment . . . . .	1	
-4	034119								. DOUSER ASSEMBLY (See figure 35 for breakdown) . . . . .	1	
-5	COML								. SCREW, MACHINE, FH, SST, NO. 6-32 UNC-2A by . . . . . 7/16 IN. (06650 PN 399166) (AP)	2	
-6	200519								. MIRROR, Dichroic, NO. 3 and 6 . . . . .	2	
-7	200512								. MIRROR, Dichroic, NO. 2 . . . . .	1	

FIG. & INDEX NO.	PART NUMBER	1	2	3	4	5	6	7	DESCRIPTION	UNITS PER ASSY	USABLE ON CODE
- OPTICAL MOUNTING PLATE ASSEMBLY (CONT)											
34-8	200518	.	.	.	.	.	.	.	MIRROR, Dichroic, NO. 1 and 4 . . . . .	2	
-9	200520	.	.	.	.	.	.	.	MIRROR, Dichroic, NO. 5 . . . . .	1	
NOTE: Items 10 and 11 are attaching parts for items 6 thru 9.											
-10	301561	.	.	.	.	.	.	.	STRIP, Mounting (AP). . . . .	12	
-11	COML	.	.	.	.	.	.	.	SCREW, MACHINE, FILH, SST, black oxide, NO. 2-56 NC-2A by 1/8 IN. (06650 PN 308314) (AP)	24	
-12	308398	.	.	.	.	.	.	.	GASKET, Mirror . . . . .	12	
34-	034024	.	.	.	.	.	.	.	MOUNT AND PIN ASSEMBLY, Dichroic . . . . .	1	
	034025	.	.	.	.	.	.	.	MOUNT AND PIN ASSEMBLY, Dichroic . . . . .	1	
	034122	.	.	.	.	.	.	.	MOUNT AND PIN ASSEMBLY, Dichroic . . . . .	1	
	034121	.	.	.	.	.	.	.	MOUNT AND PIN ASSEMBLY, Dichroic . . . . .	2	
	034123	.	.	.	.	.	.	.	MOUNT AND PIN ASSEMBLY, Dichroic . . . . .	1	
-13	COML	.	.	.	.	.	.	.	SCREW, MACHINE, BIND. HD, SST, black oxide, NO. . . 5-40 NC-2A by 3/8 IN. (06650 PN 308315) (AP)	12	
-14	3/32-4	.	.	.	.	.	.	.	PIN, GROOVED, HEADLESS, STL, cadmium plated. . (73957) (06650 PN 301543)	1	
-15	59-012-062-0250	.	.	.	.	.	.	.	PIN, SPRING (72962) (06650 PN 24946) . . . . .	2	
-16	308313	.	.	.	.	.	.	.	MOUNT, Mirror (Used on 034024) . . . . .	1	
-17	308305	.	.	.	.	.	.	.	MOUNT, Mirror (Used on 034025) . . . . .	1	
-18	308331	.	.	.	.	.	.	.	MOUNT, Mirror (Used on 034122) . . . . .	1	
-19	308330	.	.	.	.	.	.	.	MOUNT, Mirror (Used on 034121) . . . . .	1	
-20	308332	.	.	.	.	.	.	.	MOUNT, Mirror (Used on 034123) . . . . .	1	
-21	310356	.	.	.	.	.	.	.	BAFFLE, Light . . . . .	3	
-22	COML	.	.	.	.	.	.	.	SCREW, MACHINE, BIND. HD, SST, black oxide, NO. . . 2-56 NC-2A by 1/4 IN. (06650 PN 308325) (AP)	12	
34-	NO NUMBER	.	.	.	.	.	.	.	FILTER HOLDER ASSEMBLY . . . . .	3	
-23	COML	.	.	.	.	.	.	.	SCREW, MACHINE, FILH, SST, black oxide, NO. 6-32 NC-2A by 3/8 IN. (06650 PN 308302) (AP)	6	
34-	034026	.	.	.	.	.	.	.	HOLDER ASSEMBLY, Filter . . . . .	1	
-24	COML	.	.	.	.	.	.	.	SCREW, MACHINE, FILH, SST, NO. 6-32 NC-2A by 3/8 IN. (06650 PN 399188) (AP)	2	
-25	304463	.	.	.	.	.	.	.	PIN, STRAIGHT, HEADLESS . . . . .	1	
-26	308303	.	.	.	.	.	.	.	SLIDE, Filter holder . . . . .	1	
34-	034027	.	.	.	.	.	.	.	HOLDER ASSEMBLY, Filter . . . . .	1	
-27	COML	.	.	.	.	.	.	.	SCREW, MACHINE, FILH, SST, NO. 6-32 NC-2A by 3/8 IN. (06650 PN 399188) (AP)	2	
-28	304463	.	.	.	.	.	.	.	PIN, STRAIGHT, HEADLESS . . . . .	1	
-29	309321	.	.	.	.	.	.	.	SPRING, Filter retaining . . . . .	1	
-30	COML	.	.	.	.	.	.	.	SCREW, MACHINE, BIND. HD, SST, black oxide, NO. 2-56 NC-2A by 1/4 IN. (06650 PN 308325) (AP)	2	
-31	308304	.	.	.	.	.	.	.	HOLDER, Filter . . . . .	1	
-32	308301	.	.	.	.	.	.	.	PLATE, Mounting, filter holder . . . . .	1	
-33	200513	.	.	.	.	.	.	.	LENS . . . . .	2	
-34	200514	.	.	.	.	.	.	.	LENS . . . . .	2	
NOTE: Items 35 and 36 are attaching parts for items 33 and 34.											
-35	COML	.	.	.	.	.	.	.	SCREW, MACHINE, FILH, SST, black oxide, NO. 2-56 NC-2A by 1/8 IN. (06650 PN 308314) (AP)	8	
-36	85323	.	.	.	.	.	.	.	CLAMP, Condenser and reflector (AP) . . . . .	8	
34-	030323	.	.	.	.	.	.	.	MOUNT AND PIN ASSEMBLY, Condenser . . . . .	4	
-37	COML	.	.	.	.	.	.	.	SCREW, MACHINE, BIND. HD, SST, black oxide, NO. . . 5-40 NC-2A by 3/8 IN. (06650 PN 308315) (AP)	8	
-38	3/32-4	.	.	.	.	.	.	.	PIN, GROOVED, HEADLESS, STL, cadmium plated. . (73957) (06650 PN 301543)	1	
-39	300814	.	.	.	.	.	.	.	MOUNT, Condenser . . . . .	1	
-40	308300	.	.	.	.	.	.	.	PLATE, Optical mount . . . . .	1	

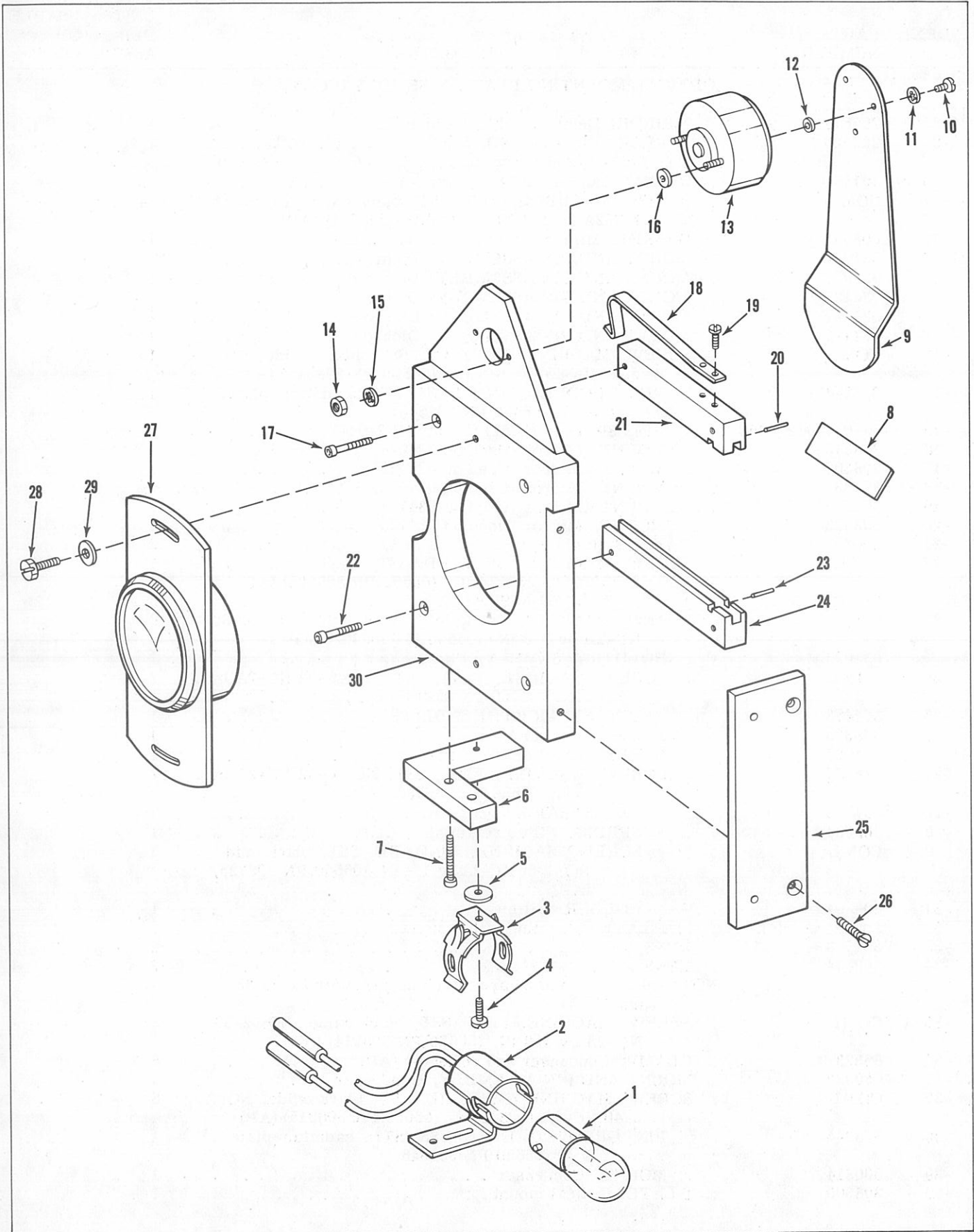


Figure 35. Douser Assembly



FIG. & INDEX NO.	PART NUMBER	1	2	3	4	5	6	7	DESCRIPTION	UNITS PER ASSY	USABLE ON CODE
DOUSER ASSEMBLY											
35-	034119								DOUSER ASSEMBLY (see figure 34 for NHA) . . . . .	REF	
-1	6S6DC-G-130V								. LAMP, INCANDESCENT (08806) (06650 PN 308338) . . . . .	1	
-2	12-224								. SOCKET, LAMP (95263) (06650 PN 308339) . . . . .	1	
-3	TH-17								. CLIP, SPRING TENSION (37942) (06650 PN 308337) . . . . .	1	
-4	COML								. SCREW, MACHINE, BIND. HD, SST, NO. 6-32 NC-2A . . . . . by 1/4 IN. (06650 PN 31049) (AP)	1	
-5	7878-N								. WASHER, FLAT (04941) (06650 PN 302097) (AP) . . . . .	1	
-6	308336								. EXTENSION, Plate . . . . .	1	
-7	COML								. SCREW, CAP, SCH, SST, NO. 6-32 NC-2A by 1/2 IN. . . . . (06650 PN 399132) (AP)	2	
-8	308333								. REFLECTOR . . . . .	1	
-9	308319								. SHUTTER, Douser . . . . .	1	
-10	COML								. SCREW, MACHINE, BIND. HD, SST, NO. 3-48 UNC-2A . . . . . by 5/32 IN. (06650 PN 399242) (AP)	3	
-11	COML								. WASHER, LOCK, Internal tooth, SST, for NO. 3 screw . . . . . (06650 PN 308322) (AP)	3	
-12	308321								. WASHER, FLAT (AP) . . . . .	3	
-13	127372-001								. SOLENOID, ELECTRICAL, Rotary, type BD-2EL-45-40- X6-X9(81840) (06650 PN 301574) (AP)	1	
-14	COML								. NUT, PLAIN, HEXAGON, SST, NO. 3-48 (06650 PN . . . . . 308323) (AP)	2	
-15	COML								. WASHER, LOCK, Internal tooth, SST, for NO. 3 screw . . . . . (06650 PN 308322) (AP)	2	
-16	308399								. SPACER, SLEEVE . . . . .	2	
35-	034022								. HOLDER ASSEMBLY, Upper, douser filter . . . . .	1	
-17	COML								. SCREW, CAP, SCH, SST, NO. 4-40 UNC-2A by 1/2 IN. . . . . (06650 PN 399124) (AP)	2	
-18	309322								. . SPRING, Filter retaining . . . . .	1	
-19	COML								. . SCREW, MACHINE, BIND. HD, SST, NO. 2556 . . . . . NC-2A by 3/16 IN. (06650 PN 399004) (AP)	2	
-20	308335								. . PIN, STRAIGHT, HEADLESS . . . . .	1	
-21	308310								. . HOLDER, Filter slide . . . . .	1	
35-	034023								. HOLDER ASSEMBLY, Lower, douser filter . . . . .	1	
-22	COML								. SCREW, CAP, SCH, SST, NO. 4-40 UNC-2A by 1/2 IN. . . . . (06650 PN 399124) (AP)	2	
-23	308335								. . PIN, STRAIGHT, HEADLESS . . . . .	1	
-24	308317								. . HOLDER, Filter slide . . . . .	1	
-25	308328								. PLATE, Douser . . . . .	1	
-26	COML								. SCREW, MACHINE, FH, SST, NO. 6-32 UNC-2A by . . . . . 7/16 IN. (06650 PN 399166) (AP)	2	
-27	034088								. CONDENSER MOUNT ASSEMBLY . . . . .	1	
-28	COML								. SCREW, MACHINE, HEX HD, SST, NO. 6-32 UNC-2A . . . . . by 3/8 IN. (06650 PN 308324) (AP)	2	
-29	COML								. WASHER, FLAT, SST, for NO. 6 screw (06650 PN . . . . . 308487) (AP)	2	
-30	308327								. PLATE, Mount, douser . . . . .	1	

Group Assembly Parts List

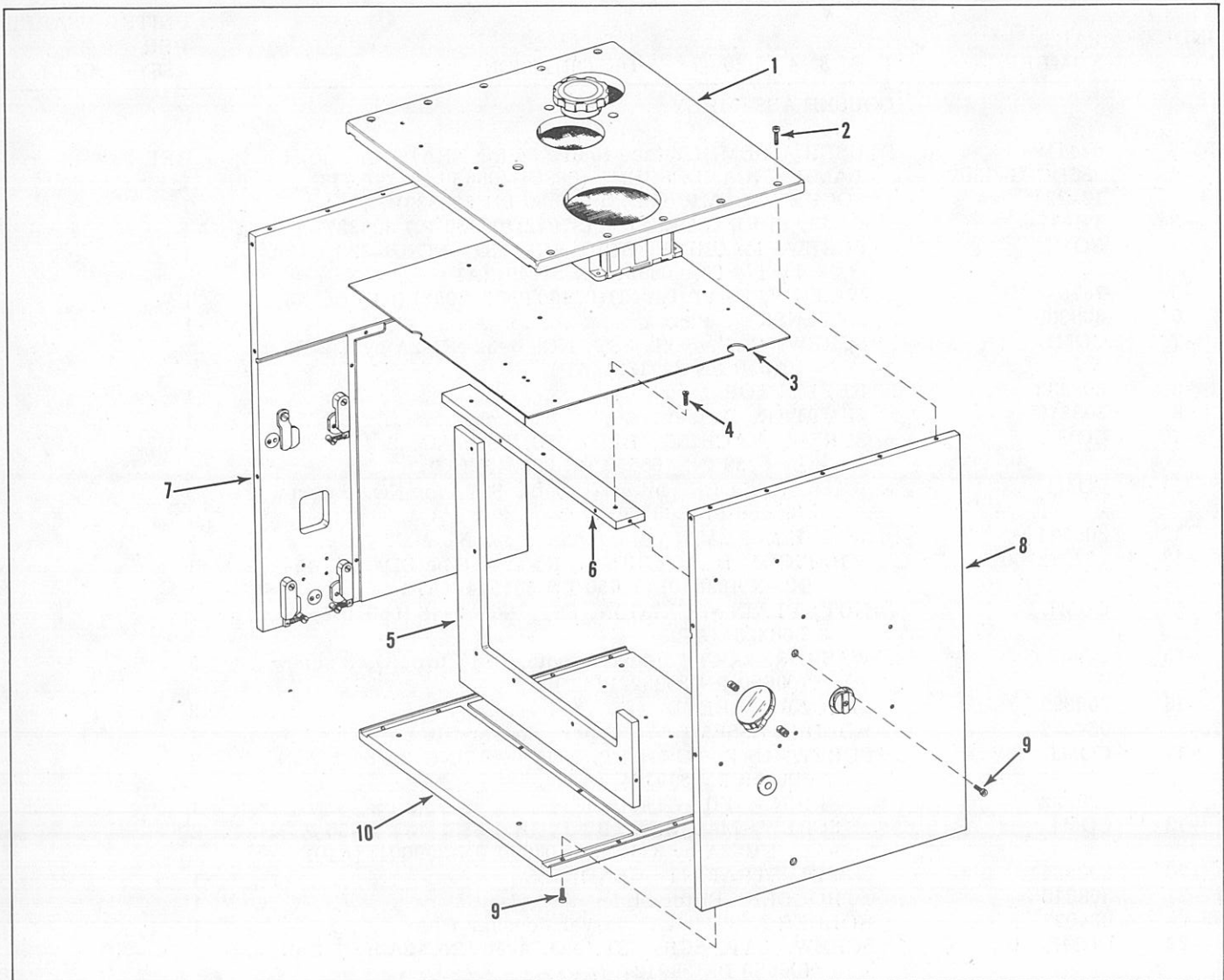


Figure 43. Vane Housing Assembly

FIG. & INDEX NO.	PART NUMBER	1	2	3	4	5	6	7	DESCRIPTION	UNITS PER ASSY	USABLE ON CODE
VANE HOUSING ASSEMBLY											
43-	NO NUMBER								VANE HOUSING ASSEMBLY (See figure 2 for NHA) . . . . .	REF	
-1	034043								. PLATE ASSEMBLY, Top (See figure 44 for breakdown) . .	1	
-2	COML								. SCREW, CAP, SCH, SST, 1/4-20 UNC-2A by 5/8 IN. . . . . (06650 PN 399148) (AP)	10	
-3	308204								. PLATE, Vane housing . . . . .	1	
-4	COML								. SCREW, CAP, SCH, SST, NO. 6-32 UNC-2A by 1/2 . . . . . IN. (06650 PN 399132) (AP)	3	
-5	308258								. RIB, Vane housing . . . . .	1	
-6	308211								. BAR, Dividing . . . . .	1	
-7	034040								. PLATE ASSEMBLY, Picture head (See figure 45 for . . . . . breakdown)	1	
-8	031026								. PLATE ASSEMBLY, Lamp house (See figure 46 for . . . . . breakdown)	1	
-9	COML								. SCREW, CAP, SCH, SST, NO. 10-32 NF-2A by 5/8 IN. . . . . (06650 PN 399141) (AP for items 5 thru 8)	17	
-10	309970								. PLATE, Bottom . . . . .	1	

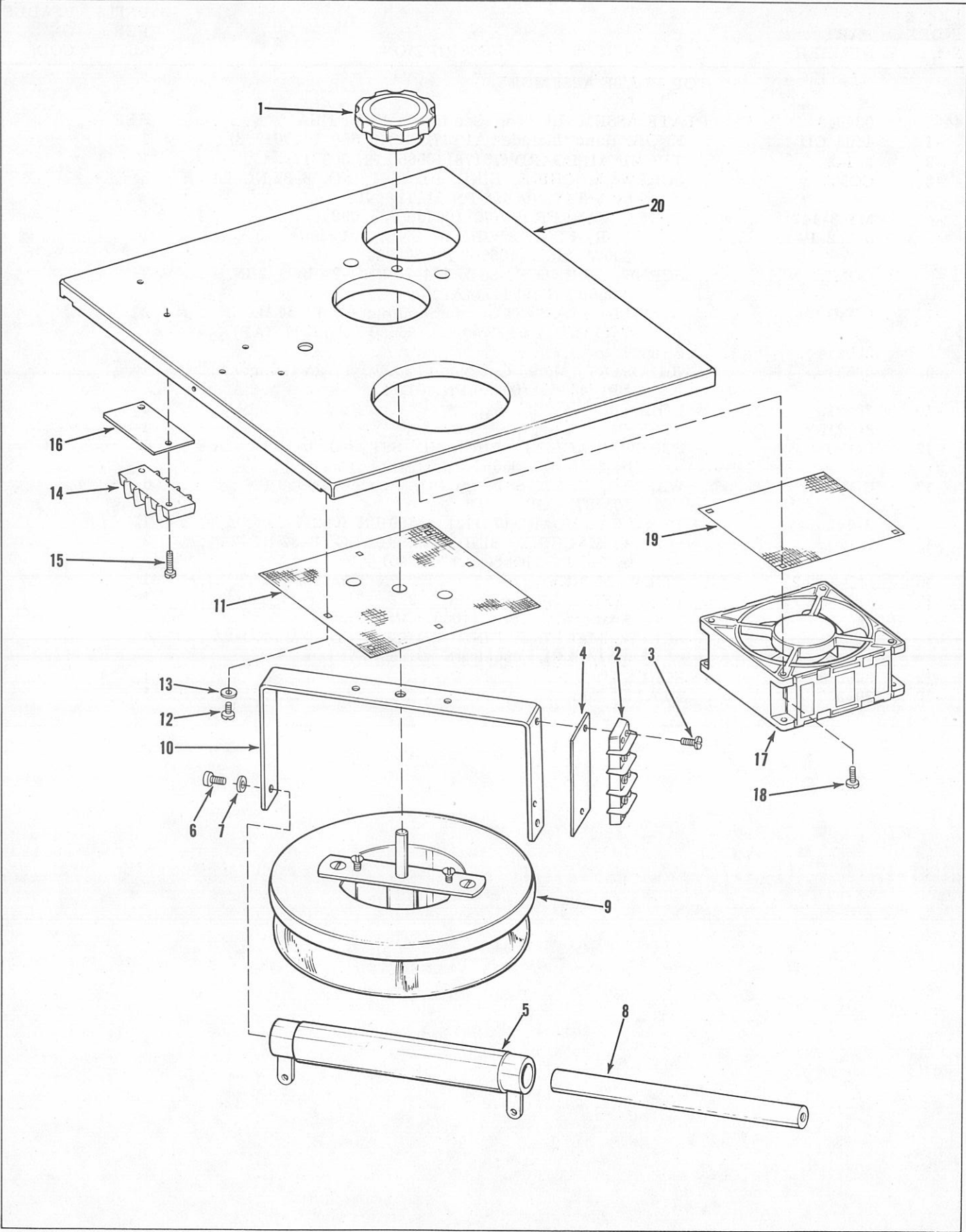


Figure 44. Top Plate Assembly



Group Assembly Parts List

FIG. & INDEX NO.	PART NUMBER	1	2	3	4	5	6	7	DESCRIPTION	UNITS PER ASSY	USABLE ON CODE
TOP PLATE ASSEMBLY											
44-	034043								PLATE ASSEMBLY, Top (See figure 43 for NHA) . . . . .	REF	
-1	4103-CD								. KNOB, Hand (Includes AP) (72512) (06650 PN 301263) . . .	1	
-2	3-142								. TERMINAL BOARD (75173) (06650 PN 309217) . . . . .	1	
-3	COML								. SCREW, MACHINE, BIND. HD, SST, NO. 8-32 NC-2A . . . by 1/2 IN. (06650 PN 31491) (AP)	2	
-4	MS-3-142								. STRIP, MARKER (75173) (06650 PN 309218) . . . . .	1	
-5	8-1/2-P-45-C								. RESISTOR, FIXED, WIRE WOUND, 3.1 ohms, $\pm 5\%$ , . . . 300W (44655) (06650 PN 308299)	1	
-6	COML								. SCREW, CAP, SCH, SST, 1/4-20 UNC-2A by 1/2 IN. . . . (06650 PN 399147) (AP)	2	
-7	COML								. WASHER, FLAT, STL, cadmium plated, 17/64 ID, . . . . 9/16 OD, 3/64 IN. thick (06650 PN 17717) (AP)	2	
-8	309214								. SHAFT . . . . .	1	
-9	0853								. RHEOSTAT, Model C, 3 ohms, 500W, 12.9A (Includes . . . AP) (44655) (06650 PN 301269)	1	
-10	309213								. HOLDER . . . . .	1	
-11	309215								. SCREEN . . . . .	1	
-12	COML								. SCREW, MACHINE, BIND. HD, SST, NO. 6-32 NC-2A . . . by 3/16 IN. (06650 PN 31943) (AP)	6	
-13	COML								. WASHER, FLAT, SST, for NO. 6 screw (06650 PN . . . . 308487) (AP)	6	
-14	3-142								. TERMINAL BOARD (75173) (06650 PN 309217) . . . . .	1	
-15	COML								. SCREW, MACHINE, BIND. HD, SST, NO. 8-32 NC-2A . . . by 5/8 IN. (06650 PN 399096) (AP)	2	
-16	MS-3-142								. STRIP, MARKER (75173) (06650 PN 309218) . . . . .	1	
-17	MOD4500								. FAN, AXIAL (Pamotor, Inc., 312 7th Street, San . . . Francisco, Calif.) (06650 PN 302582)	1	
-18	COML								. SCREW, MACHINE, BIND. HD, SST, NO. 6-32 NC-2A . . . by 7/16 IN. (06650 PN 301366) (AP)	4	
-19	309216								. SCREEN . . . . .	1	
-20	308200								. PLATE, Top . . . . .	1	



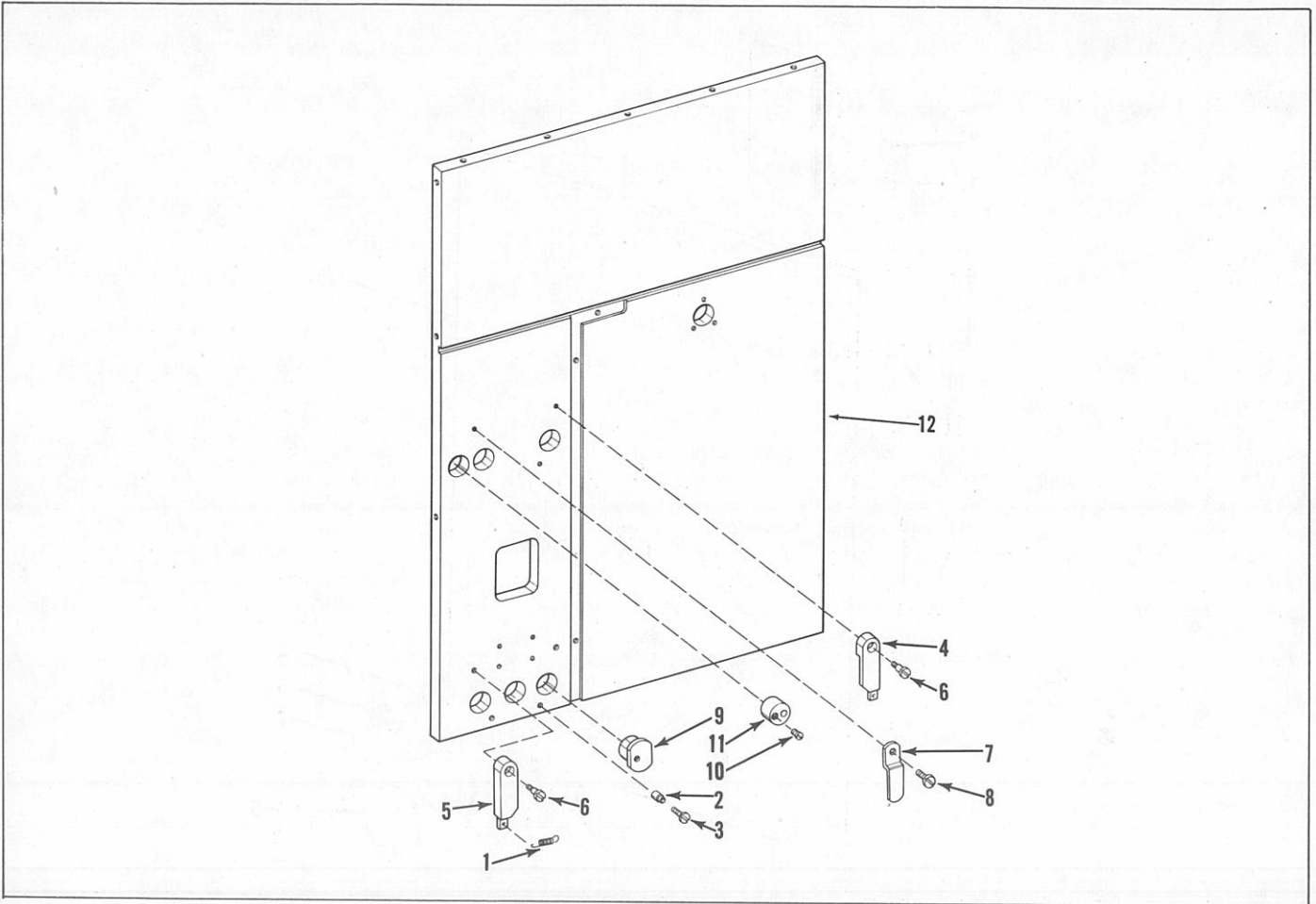


Figure 45. Picture Head Mounting Plate Assembly

FIG. & INDEX NO.	PART NUMBER	1	2	3	4	5	6	7	DESCRIPTION	UNITS PER ASSY	USABLE ON CODE
PICTURE HEAD MOUNTING PLATE ASSEMBLY											
45-	034040								PLATE ASSEMBLY, Picture head mounting (See figure . . . 43 for NHA)	REF	
-1	309290								. SPRING, HELICAL, EXTENSION. . . . .	3	
-2	309291								. SUPPORT, SPRING . . . . .	3	
-3	COML								. SCREW, MACHINE, BIND. HD, SST, NO. 4-40 NC-2A . . . by 1/2 IN. (06650 PN 399013) (AP)	3	
-4	309287								. DETENT, Eccentric nut, RH . . . . .	2	
-5	309288								. DETENT, Eccentric nut, LH . . . . .	1	
-6	309289								. SCREW, SHOULDER (AP for items 4 and 5) . . . . .	3	
-7	309286								. RETAINER, Nut, eccentric . . . . .	1	
-8	COML								. SCREW, MACHINE, BIND. HD, SST, NO. 10-32 NC-2A . . . by 5/16 IN. (06650 PN 31690) (AP)	1	
-9	309285								. NUT, ECCENTRIC . . . . .	4	
-10	309284								. SCREW, Light plug . . . . .	2	
-11	309283								. PLUG, DOWEL . . . . .	2	
-12	308255								. PLATE, Picture head mounting . . . . .	1	

Group Assembly Parts List

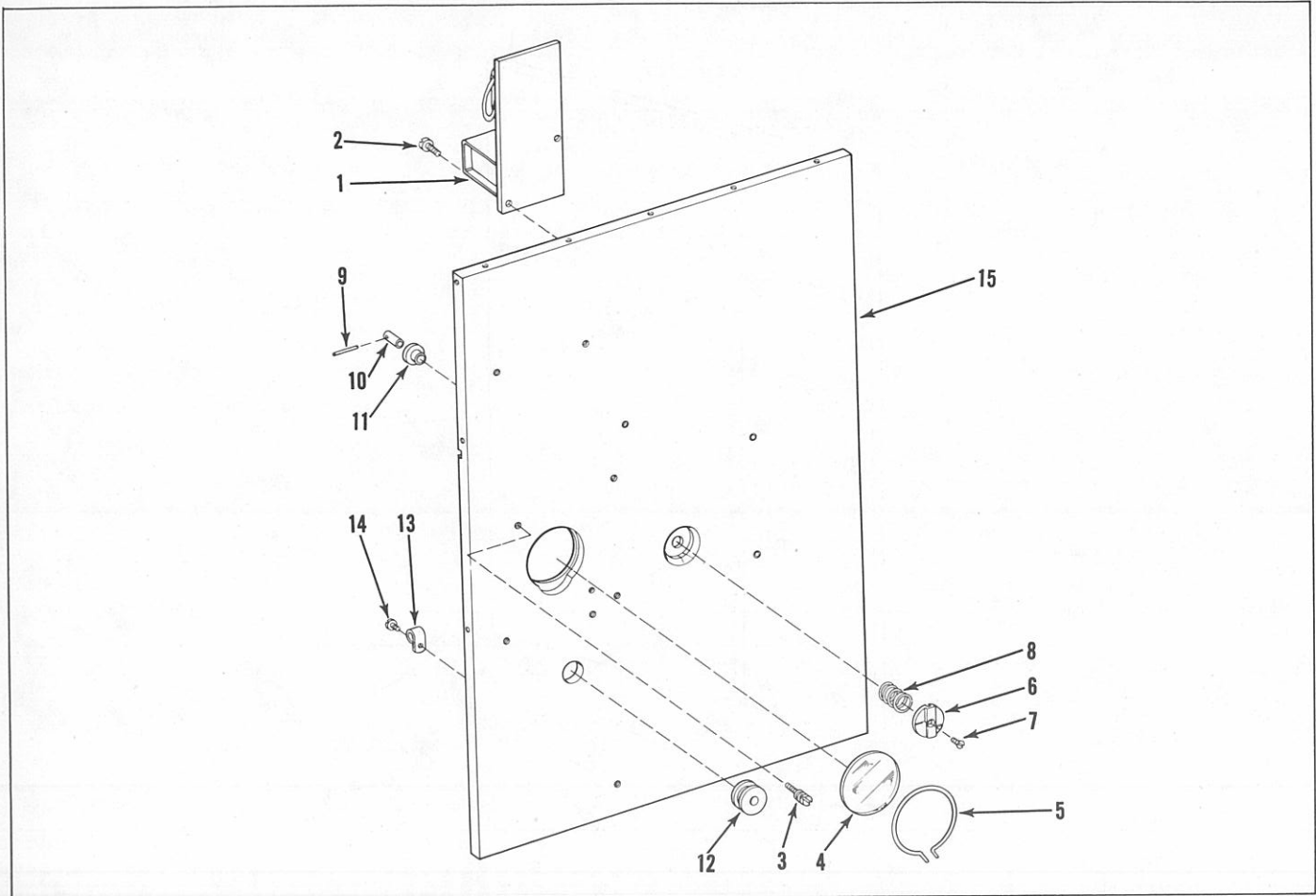


Figure 46. Lamp House Plate Assembly

FIG. & INDEX NO.	PART NUMBER	1	2	3	4	5	6	7	DESCRIPTION	UNITS PER ASSY	USABLE ON CODE
<b>LAMP HOUSE PLATE ASSEMBLY</b>											
46-	031026								PLATE ASSEMBLY, Lamp house (See figure 43 for NHA).	REF	
-1	BF-10								RELAY, Mercury, 115 VAC, 60 CPS, 2.5W, 30A, . . . . . normally open (73674) (06650 PN 308234)	1	
-2	COML								SCREW, MACHINE, BIND. HD, SST, NO. 6-32 NC-2A . . . . . by 5/8 IN. (06650 PN 301693) (AP)	2	
-3	308279								STUD . . . . .	2	
-4	308271								GLASS, Protective . . . . .	1	
-5	308281								SPRING, Retaining . . . . .	1	
-6	308289								KNOB . . . . .	1	
-7	COML								SCREW, MACHINE, FH, SST, NO. 4-40 NC-2A by 1/4 . . . . . IN. (06650 PN 399157) (AP)	1	
-8	308433								SPRING, HELICAL, COMPRESSION . . . . .	1	
-9	79-022-094-1000								PIN, SPRING (72962) (06650 PN 308292) . . . . .	1	
-10	308291								SHAFT . . . . .	1	
-11	308290								BEARING, SLEEVE, Flanged . . . . .	1	
-12	309998								GROMMET, RUBBER . . . . .	1	
-13	HP-4N								CLAMP, Loop (09922) (06650 PN 308365) . . . . .	2	
-14	COML								SCREW, MACHINE, BIND. HD, SST, NO. 6-32 NC-2A . . . . . by 1/4 IN. (06650 PN 31049) (AP)	2	
-15	310069								PLATE, Lamp house mounting . . . . .	1	

FIG. & INDEX NO.	PART NUMBER	1 2 3 4 5 6 7	DESCRIPTION	UNITS PER ASSY	USABLE ON CODE
16 MM AND 35 MM SOUNDHEAD					
74-	DES6101CS		SOUNDHEAD, 16 MM (MOD CSA) . . . . .	1	E
74-	DES6202CS		SOUNDHEAD, 35 MM (MOD CSA) . . . . .	1	F
-1	034011		. ROLLER ASSEMBLY (See figure 4 for breakdown) . . . . .	1	E
	034049		. ROLLER ASSEMBLY (See figure 4 for breakdown) . . . . .	1	F
-2	034125		. REEL AND GUARD ASSEMBLY, FEED . . . . .	1	E
	034127		. REEL AND GUARD ASSEMBLY, FEED . . . . . (See figure 3 for breakdown)	1	F
-3	033084		. HUB ASSEMBLY (See figure 5 for breakdown) . . . . .	1	
-4	034410		. POWER SUPPLY ASSEMBLY (See figure 75 for breakdown). . . . .	1	
74-	NO NUMBER		. ROLLER ASSEMBLY, 16 MM . . . . .	4	E
			. ROLLER ASSEMBLY, 35 MM . . . . .	4	F
-5	COML		. SCREW, MACHINE, BIND. HD, SST, NO. 4-40 NC-2A by . . . . . 1/4 IN. (06650 PN 300323) (AP)	4	
-6	304668		. WASHER, Bearing guard . . . . .	4	
-7	34KDDC2		. . BEARING, BALL, ANNULAR (21335) . . . . . (06650 PN 309639)	1	
-8	PS1KDD7C1		. . BEARING, BALL, ANNULAR (21335) . . . . . (06650 PN 309638)	1	
-9	304679		. . ROLLER . . . . .	1	E
	302884		. . ROLLER . . . . .	1	F
-10	031013		. MAIN FRAME ASSEMBLY, Soundhead (See figure 76 for breakdown)	1	E
	034487		. MAIN FRAME ASSEMBLY, Soundhead (See figure 76 for breakdown)	1	F
-11	034422		. SOUNDHEAD ASSEMBLY (See figure 88 for breakdown) . . . . .	1	

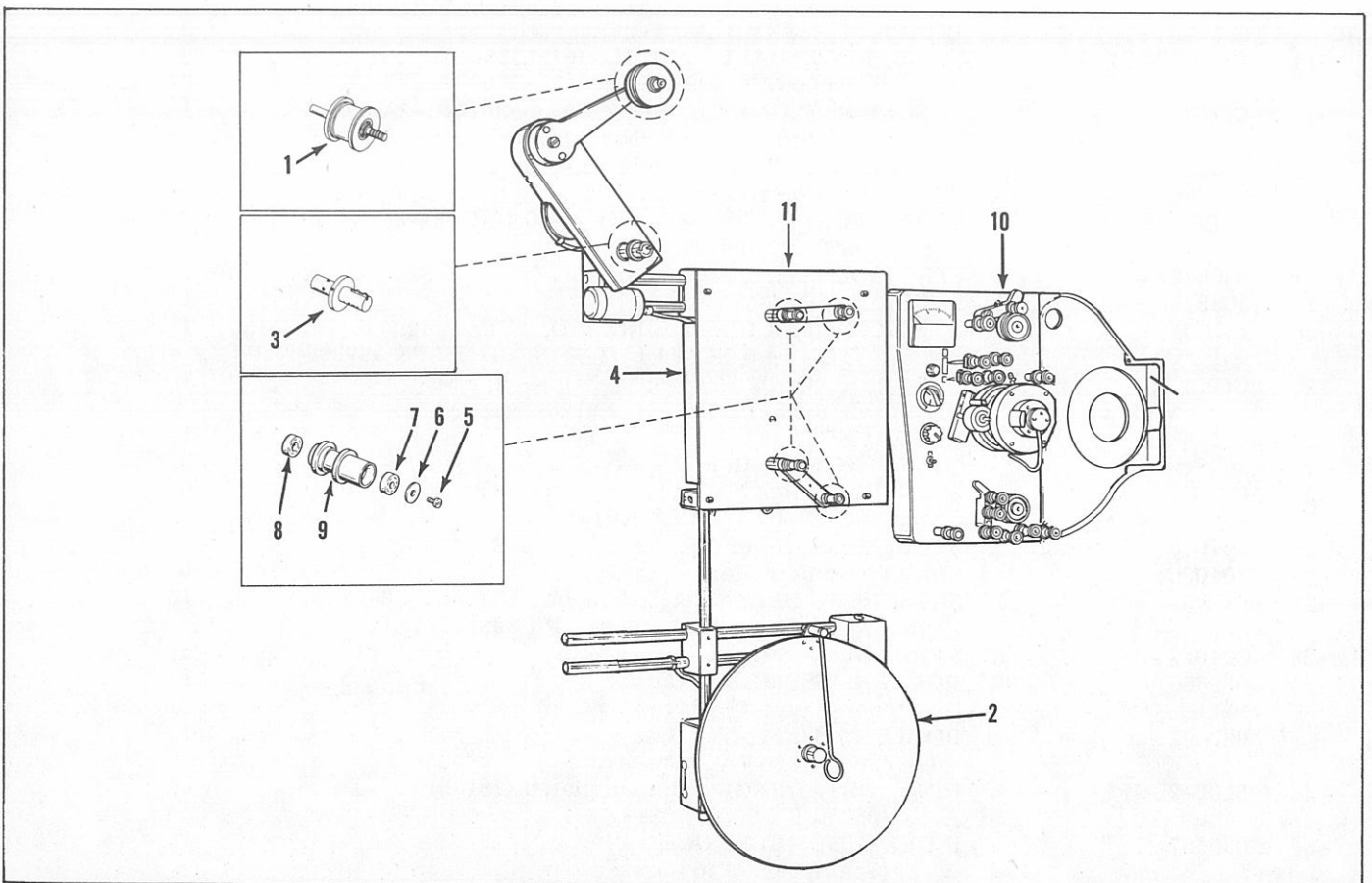


Figure 74. 16-mm and 35-mm Soundheads



Group Assembly Parts List

FIG. & INDEX NO.	PART NUMBER	1	2	3	4	5	6	7	DESCRIPTION	UNITS PER ASSY	USABLE ON CODE
SOUNDHEAD MAIN FRAME ASSEMBLY											
76-	031013								MAIN FRAME ASSEMBLY, Soundhead . . . . . (See figure 74 for NHA)	REF	E
	034487								MAIN FRAME ASSEMBLY, Soundhead . . . . . (See figure 74 for NHA)	REF	F
76-	034132								. ROLLER ASSEMBLY, Bearing . . . . .	11	E
	031500								. ROLLER ASSEMBLY, Guide . . . . .	11	F
-1	COML								. SCREW, MACHINE, BIND. HD, SST, NO. 4-40 NC-2A by 1/4 IN. (06650 PN 300323) (AP)	11	
-2	304668								. WASHER, Bearing guard (AP) . . . . .	11	
-3	PS1KDD7C1								. . BEARING, BALL, ANNULAR (21335) . . . . . (06650 PN 309638)	1	
-4	34KDDC2								. . BEARING, BALL, ANNULAR (21335) . . . . . (06650 PN 309639)	1	
-5	304679								. . ROLLER, Film guide . . . . .	1	E
	302884								. . ROLLER, Film guide . . . . .	1	F
-6	034166								. LEVER ASSEMBLY, Idler (See figure 18 for breakdown) . .	1	E
	034141								. LEVER ASSEMBLY, Idler (See figure 18 for breakdown) . .	1	F
-7	306442								. SCREW (AP) . . . . .	1	
-8	034353								. LEVER ASSEMBLY, Idler (See figure 20 for breakdown) . .	1	E
	034141								. LEVER ASSEMBLY, Idler (See figure 18 for breakdown) . .	1	F
-9	309740								. SCREW (AP) . . . . .	1	E
	306442								. SCREW (AP) . . . . .	1	F
-10	309115								. SHAFT, Guide roller . . . . .	3	
-11	302953								. INDICATOR, Upper . . . . .	1	
-12	303364								. INDICATOR, Lower . . . . .	1	
-13	COML								. SCREW, CAP, SCH, SST, NO. 4-40 UNC-2A by 3/8 IN. . . . . (06650 PN 399123) (AP for items 11 and 12)	2	
76-	030648								. BRACKET ASSEMBLY, Tension roller . . . . .	3	
-14	PS1KDD7C1								. . BEARING, BALL, ANNULAR (21335) . . . . . (06650 PN 309638)	2	
-15	COML								. . SCREW, CAP, SCH, SST, NO. 4-40 UNC-2A by 5/16 IN. (06650 PN 399122)	1	
-16	303363								. . BRACKET, Tension roller . . . . .	1	
-17	303366								. STOP, Tension roller . . . . .	3	
-18	COML								. SCREW, CAP, SCH, SST, NO. 4-40 UNC-2A by 1/2 IN. . . . . (06650 PN 399124) (AP)	3	
76-	030649								. SPRING ASSEMBLY, Tension . . . . .	2	
-19	303365								. . SPRING, FLAT . . . . .	1	
-20	COML								. . SCREW, MACHINE, BIND. HD, SST, passivate, NO. 4-40 NC-2A by 1/8 IN. (06650 PN 399008) (AP)	1	
-21	COML								. . SCREW, CAP, SCH, SST, NO. 4-40 UNC-2A by 3/8 IN. (06650 PN 399123)	1	
-22	303367								. . BRACKET . . . . .	1	
-23	302917								. SHAFT, Guide roller . . . . .	3	
-24	COML								. SETSCREW, Hex socket, cup point, SST, NO. 4-40 UNC-2A by 1/8 IN. (AP)	6	
-25	304016								. STUD, Guide roller . . . . .	3	
-26	304020								. SHAFT, Guide roller . . . . .	5	
-27	COML								. SETSCREW, Hex socket, cup point, SST, NO. 8-32 UNC-2A by 1/8 IN. (06650 PN 399196) (AP)	10	
-28	304017								. STUD, Guide roller . . . . .	5	
-29	030660								. ROLLER ASSEMBLY, Gate . . . . . (See figure 77 for breakdown)	1	E
	033062								. ROLLER ASSEMBLY, Gate . . . . . (See figure 77 for breakdown)	1	F
-30	5100-25MF								. RING, RETAINING, cadmium plated (79136) . . . . . (06650 PN 36083) (AP)	1	
-31	030667								. INDEX ASSEMBLY, Gate roller . . . . . (See figure 78 for breakdown)	1	



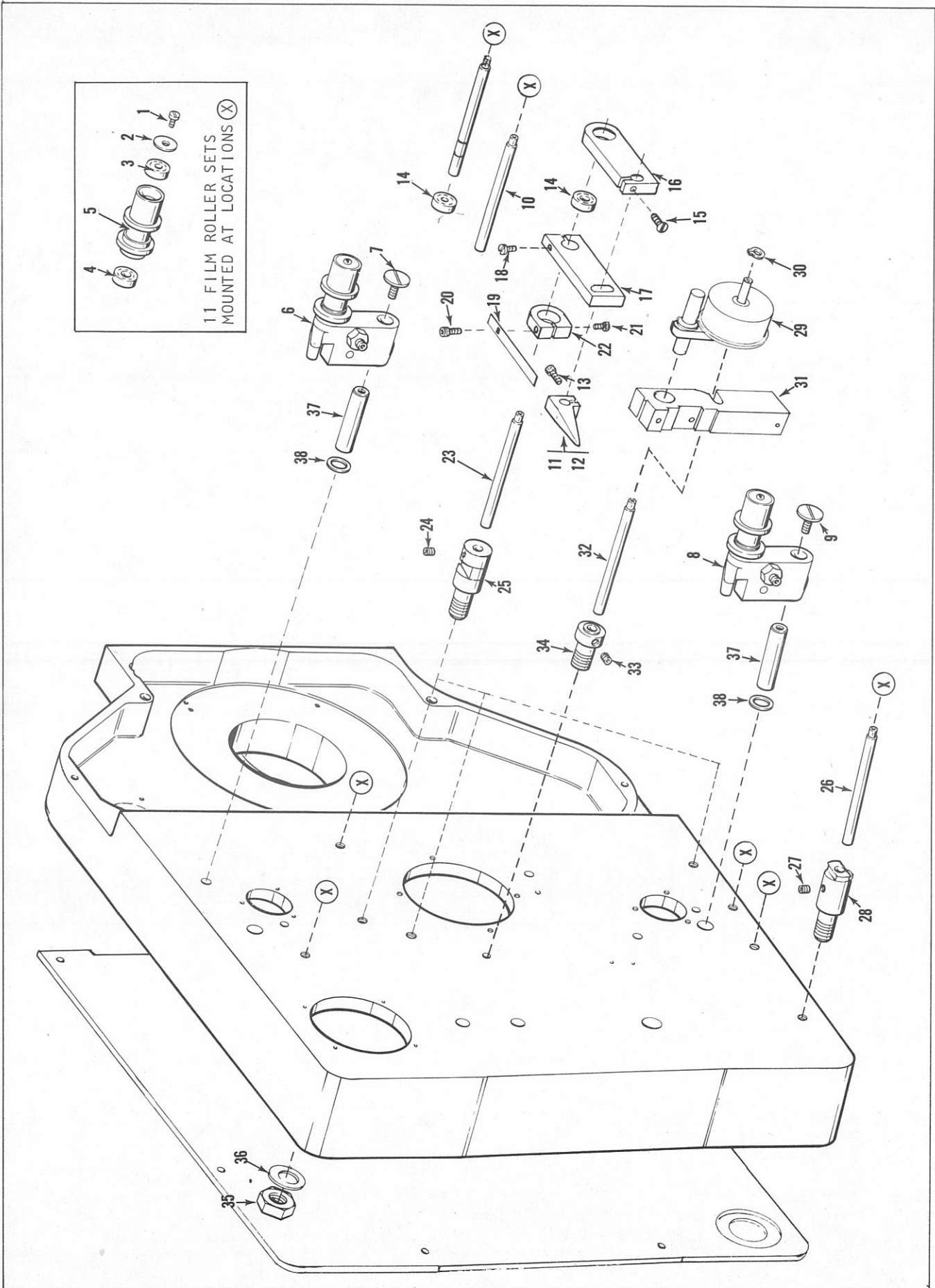


Figure 76. Soundhead Main Frame Assembly (Sheet 1 of 2)




FIG. & INDEX NO.	PART NUMBER	1	2	3	4	5	6	7	DESCRIPTION	UNITS PER ASSY	USABLE ON CODE
SOUNDHEAD MAIN FRAME ASSEMBLY (CONT)											
76-32	303956	.	.	.	.	.	.	.	STUD, Roller gate . . . . .	1	
-33	COML	.	.	.	.	.	.	.	SETSCREW, Hex socket, cup point, SST, NO. 8-32 . . . . . UNC-2A by 1/8 IN. (06650 PN 399196) (AP)	2	
-34	304014	.	.	.	.	.	.	.	STUD, Roller gate . . . . .	1	
-35	COML	.	.	.	.	.	.	.	NUT, PLAIN, HEXAGON, SST, 5/16-24 NF . . . . . (06650 PN 306444) (AP)	1	
-36	1618-02-004102	.	.	.	.	.	.	.	WASHER, LOCK (78189) (06650 PN 310463) (AP) . . . . .	1	
-37	309315	.	.	.	.	.	.	.	STUD, Idler lever . . . . .	2	
-38	309208	.	.	.	.	.	.	.	WASHER, NONMETALLIC . . . . .	2	
76-	030605	.	.	.	.	.	.	.	SPROCKET ASSEMBLY . . . . .	2	E
	033061	.	.	.	.	.	.	.	SPROCKET ASSEMBLY . . . . .	2	F
-39	COML	.	.	.	.	.	.	.	SCREW, CAP, SCH, SST, NO. 6-32 UNC-2A by 3/8 IN. . . . . (06650 PN 399131) (AP)	6	
-40	307011	.	.	.	.	.	.	.	SPROCKET, Feed . . . . .	1	E
	305186	.	.	.	.	.	.	.	SPROCKET, Feed . . . . .	1	F
-41	COML	.	.	.	.	.	.	.	SETSCREW, Hex socket, flat point, SST, NO. 10-32 . . . . . UNF-2A by 1/4 IN. (06650 PN 306417) (AP)	2	
76-	031424	.	.	.	.	.	.	.	SPROCKET SHAFT ASSEMBLY . . . . .	1	E
	033022	.	.	.	.	.	.	.	SPROCKET SHAFT ASSEMBLY . . . . .	1	F
-42	304680	.	.	.	.	.	.	.	GEAR, HELICAL . . . . .	1	
-43	59-028-1250875	.	.	.	.	.	.	.	PIN, SPRING (72962) (06650 PN 31567) (AP) . . . . .	1	
-44	303975	.	.	.	.	.	.	.	SHAFT . . . . .	1	E
	305252	.	.	.	.	.	.	.	SHAFT . . . . .	1	F
-45	SR8SS3	.	.	.	.	.	.	.	BEARING, BALL, ANNULAR (70854) . . . . . (Alternate)	2	
	5KDDFS171	.	.	.	.	.	.	.	BEARING, BALL, ANNULAR (21335) . . . . . (Alternate) (06650 PN 309796)	2	
-46	302826	.	.	.	.	.	.	.	HOUSING, Bearing . . . . .	1	
-47	COML	.	.	.	.	.	.	.	PIN, STRAIGHT, HEADLESS, STL, 5/16 DIA by 1 IN. . . . . (06650 PN 7222)	2	
76-	034154	.	.	.	.	.	.	.	ROLLER ASSEMBLY, Lever latch . . . . .	2	
-48	7221	.	.	.	.	.	.	.	ROLLER, Lever latch . . . . .	1	
-49	5100-25	.	.	.	.	.	.	.	RING, RETAINING (79136) (06650 PN 29569) (AP) . . . . .	1	
-50	304671	.	.	.	.	.	.	.	STUD, Lever latch roller . . . . .	1	
-51	033058	.	.	.	.	.	.	.	PINION ASSEMBLY, Gear (See figure 79 for breakdown) . . . . .	1	F
-52	031800	.	.	.	.	.	.	.	LAMP ASSEMBLY, Printing (See figure 80 for breakdown) . . . . .	1	E
	033063	.	.	.	.	.	.	.	LAMP ASSEMBLY, Printing (See figure 81 for breakdown) . . . . .	1	F
-53	030766	.	.	.	.	.	.	.	HOLDER ASSEMBLY, Filter (See figure 82 for breakdown) . . . . .	1	E
-54	031489	.	.	.	.	.	.	.	DRUM ASSEMBLY, Aperture (See figure 83 for breakdown) . . . . .	1	E
	033060	.	.	.	.	.	.	.	DRUM ASSEMBLY, Aperture (See figure 84 for breakdown) . . . . .	1	F
76-	030773	.	.	.	.	.	.	.	AIR ADAPTER ASSEMBLY . . . . .	1	E
-55	304843	.	.	.	.	.	.	.	NUT, PLAIN, KNURLED (AP) . . . . .	1	E
-56	304841	.	.	.	.	.	.	.	SLEEVE . . . . .	1	E
-57	304842	.	.	.	.	.	.	.	ADAPTER, Air . . . . .	1	E
-58	030706	.	.	.	.	.	.	.	ARM ASSEMBLY, Idler, top . . . . . (See figure 85 for breakdown)	1	
	030734	.	.	.	.	.	.	.	ARM ASSEMBLY, Idler, bottom . . . . . (See figure 85 for breakdown)	1	
-59	309088	.	.	.	.	.	.	.	FLYWHEEL . . . . .	1	
-60	COML	.	.	.	.	.	.	.	SCREW, CAP, SCH, SST, NO. 8-32 UNC-2A by 3/4 IN. . . . . (06650 PN 399138) (AP)	6	
-61	030786	.	.	.	.	.	.	.	HOUSING ASSEMBLY, Sprocket (See figure 86 for . . . . . breakdown)	1	E
	033057	.	.	.	.	.	.	.	HOUSING ASSEMBLY, Sprocket (See figure 87 for . . . . . breakdown)	1	F
-62	COML	.	.	.	.	.	.	.	SCREW, CAP, SCH, SST, NO. 8-32 UNC-2A by 3/8 IN. . . . . (06650 PN 399135)	4	
76-	034160	.	.	.	.	.	.	.	GEAR ASSEMBLY, Idler . . . . .	1	
-63	5100-50MF	.	.	.	.	.	.	.	RING, RETAINING (79136) (06650 PN 304726) (AP) . . . . .	1	

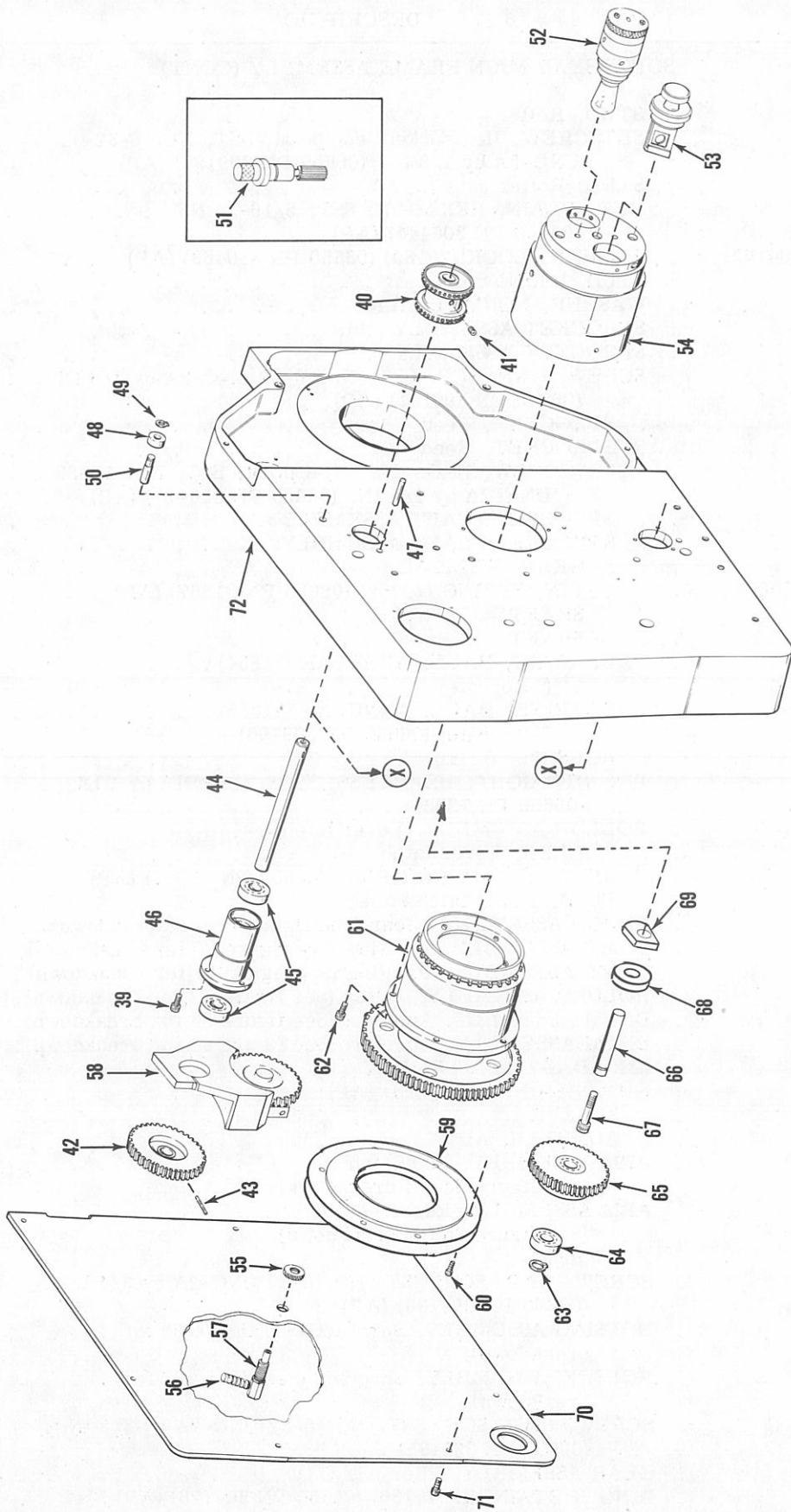


Figure 76. Soundhead Main Frame Assembly (Sheet 2 of 2)



FIG. & INDEX NO.	PART NUMBER	1	2	3	4	5	6	7	DESCRIPTION	UNITS PER ASSY	USABLE ON CODE
SOUNDHEAD MAIN FRAME ASSEMBLY (CONT)											
76-64	SR8SS3	.	.	.	.	.	.	.	BEARING, BALL, ANNULAR (70854) (Alternate)	2	
	5KDDFS171	.	.	.	.	.	.	.	BEARING, BALL, ANNULAR (21335) (Alternate) (06650 PN 309796)	2	
-65	303944	.	.	.	.	.	.	.	GEAR, HELICAL	1	
-66	309108	.	.	.	.	.	.	.	STUD, Idler gear mounting	1	
-67	COML	.	.	.	.	.	.	.	SCREW, CAP, SCH, SST, NO. 1/4-20 UNC-2A by 1-1/4 IN. (06650 PN 399151) (AP)	1	
-68	303369	.	.	.	.	.	.	.	SPACER, Idler gear stud.	1	
-69	303368	.	.	.	.	.	.	.	LOCK, Idler gear stud.	1	
-70	308695	.	.	.	.	.	.	.	COVER, Soundhead frame	1	
-71	COML	.	.	.	.	.	.	.	SCREW, CAP, SCH, SST, NO. 6-32 UNC-2A by 3/8 IN. (06650 PN 399131) (AP)	7	
-72	309500	.	.	.	.	.	.	.	FRAME, Soundhead	1	

Group Assembly Parts List

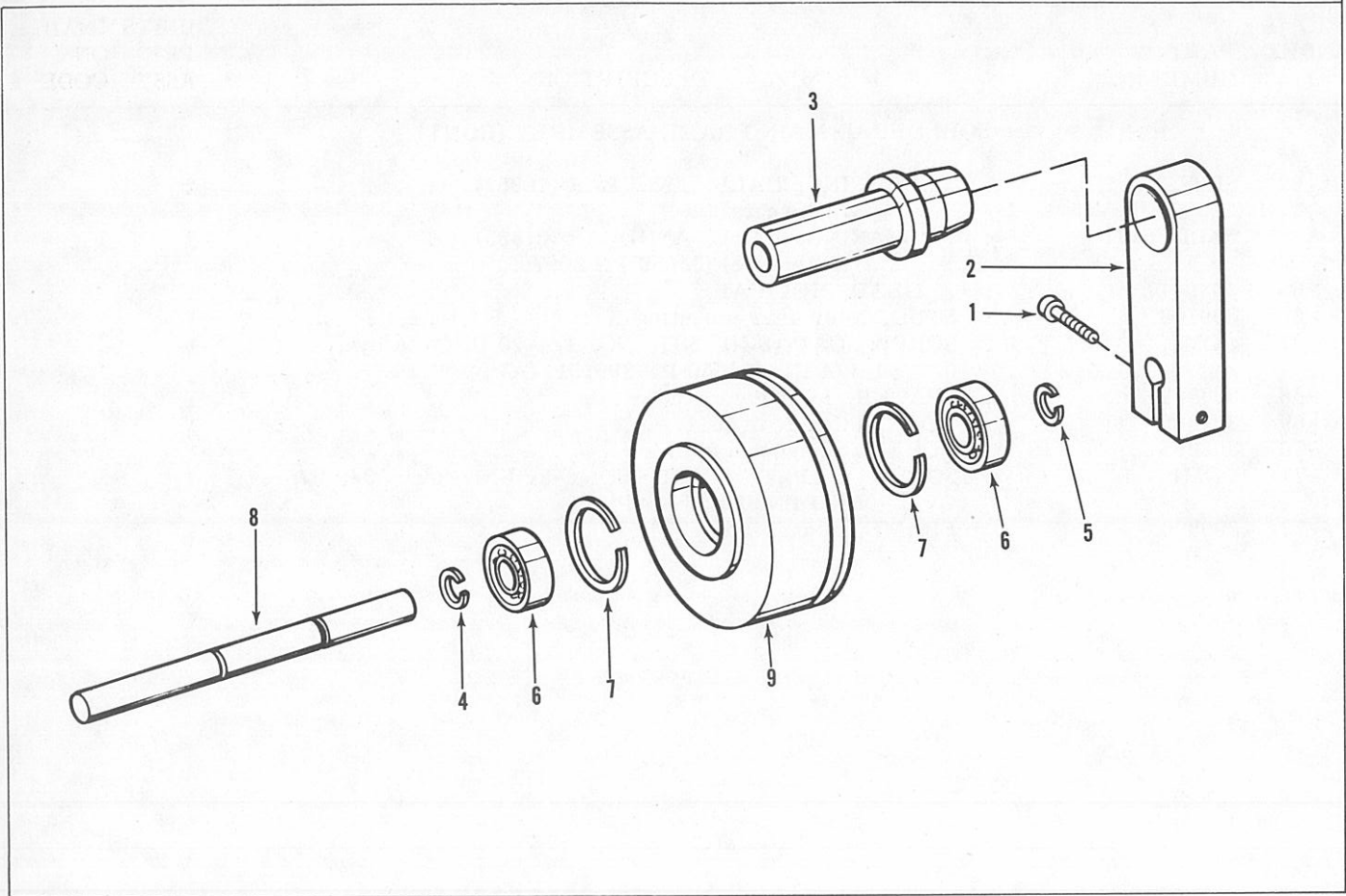


Figure 77. Gate Roller Assemblies

FIG. & INDEX NO.	PART NUMBER	1	2	3	4	5	6	7	DESCRIPTION	UNITS PER ASSY	USABLE ON CODE
GATE ROLLER ASSEMBLIES											
77-	030660								ROLLER ASSEMBLY, Gate (See figure 76 for NHA).	REF	E
	033062								ROLLER ASSEMBLY, Gate (See figure 76 for NHA).	REF	F
77-	031499								ARM ASSEMBLY, Roller.	1	
-1	COML								SCREW, CAP, SCH, SST, NO. 4-40 UNC-2A by 1/2 IN. (06650 PN 399124) (AP)	1	
-2	303358								ARM, Roller	1	
-3	303360								STUD, Roller gate arm	1	
-4	5100-25MF								RING, RETAINING, Cadmium plated (79136) (06650 PN 36083)	1	
-5	5101-25MF								RING, RETAINING (79136) (06650 PN 309502)	1	
-6	PS1KDD7C1								BEARING, BALL, ANNULAR (21335) (06650 PN 309638)	2	
-7	5000-62MD								RING, RETAINING (79136) (06650 PN 306480)	2	
-8	303359								SHAFT (Used on 030660)	1	
	302775								SHAFT (Used on 033062)	1	
-9	031948								ROLLER ASSEMBLY (Used on 030660)	1	
	031947								ROLLER ASSEMBLY (Used on 033062)	1	

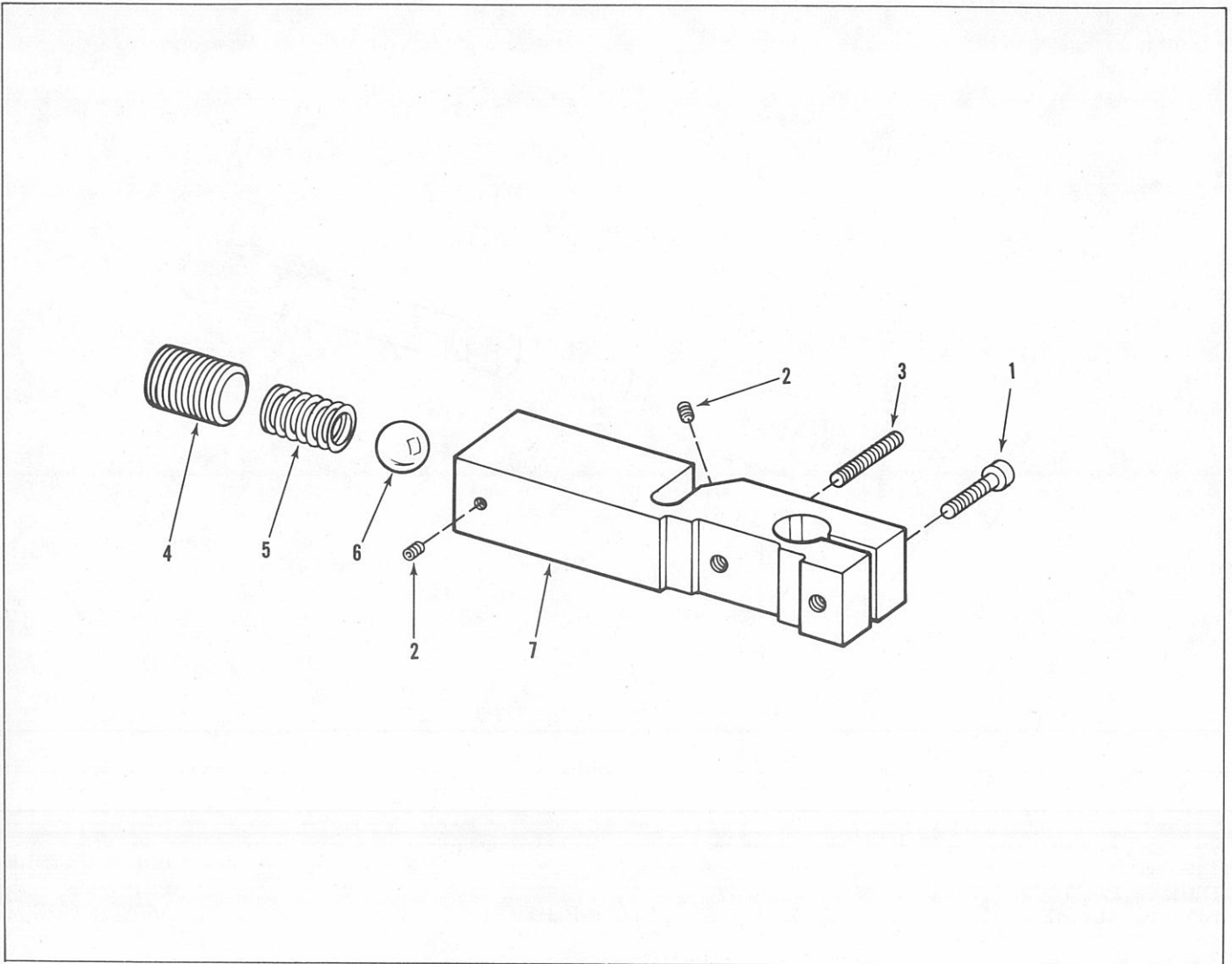


Figure 78. Gate Roller Index Assembly

FIG. & INDEX NO.	PART NUMBER								DESCRIPTION	UNITS USABLE	
		1	2	3	4	5	6	7		PER ASSY	ON CODE
GATE ROLLER INDEX ASSEMBLY											
78-	030667								INDEX ASSEMBLY, Gate roller . . . . .	REF	EF
									(See figure 76 for NHA)		
-1	COML								. SCREW, CAP, SCH, SST, 1/4-20 UNC-2A by 3/4 IN. . . . .	1	
									(06650 PN 399149)		
-2	COML								. SETSCREW, Hex socket, cup point, BRS, NO. 10-32 . . . . .	2	
									UNF-2A by 1/4 IN. (06650 PN 304790)		
-3	COML								. SETSCREW, Hex socket, cup point, SST, 1/4-28 NS by . . . . .	1	
									1 IN. (06650 PN 304675)		
-4	COML								. SETSCREW, Hex socket, flat point, 5/8-11 UNC-2A by . . . . .	1	
									5/8 IN. (06650 PN 304774)		
-5	303361								. SPRING, HELICAL, COMPRESSION . . . . .	1	
-6	COML								. BALL, BEARING, STL, 0.50 IN. DIA . . . . .	1	
									(06650 PN 309813)		
-7	303357								. BRACKET, Roller gate . . . . .	1	

Group Assembly Parts List

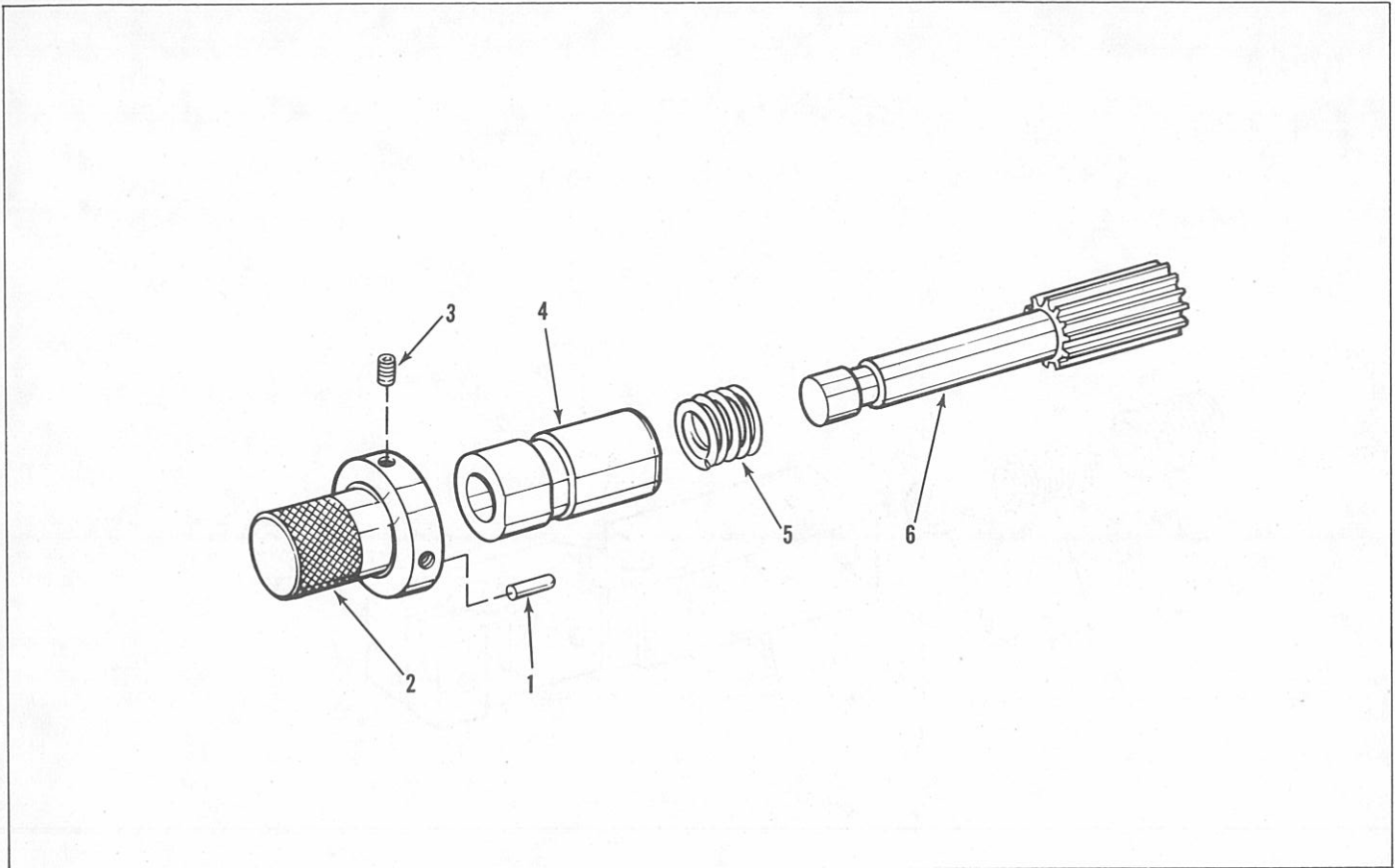


Figure 79. Gear Pinion Assembly

FIG. & INDEX NO.	PART NUMBER	1	2	3	4	5	6	7	DESCRIPTION	UNITS USABLE		
										PER ASSY	ON CODE	
GEAR PINION ASSEMBLY												
79-	033058								PINION ASSEMBLY, Gear (See figure 76 for NHA) . . . . .	REF	F	
-1	302694								. PIN, STRAIGHT, HEADLESS . . . . .	1		
-2	302687								. KNOB, Lamp index . . . . .	1		
-3	COML								. SETSCREW, Hex socket, flat point, SST, NO. 10-32 . . . . .	2		
									UNF-2A by 1/4 IN. (06650 PN 306417) (AP)			
-4	302684								. BUSHING, Gear, lamp indexing . . . . .	1		
-5	302693								. SPRING, HELICAL, COMPRESSION . . . . .	1		
-6	G-47								. GEARSHAFT, SPUR (90150) (06650 PN 302700) . . . . .	1		



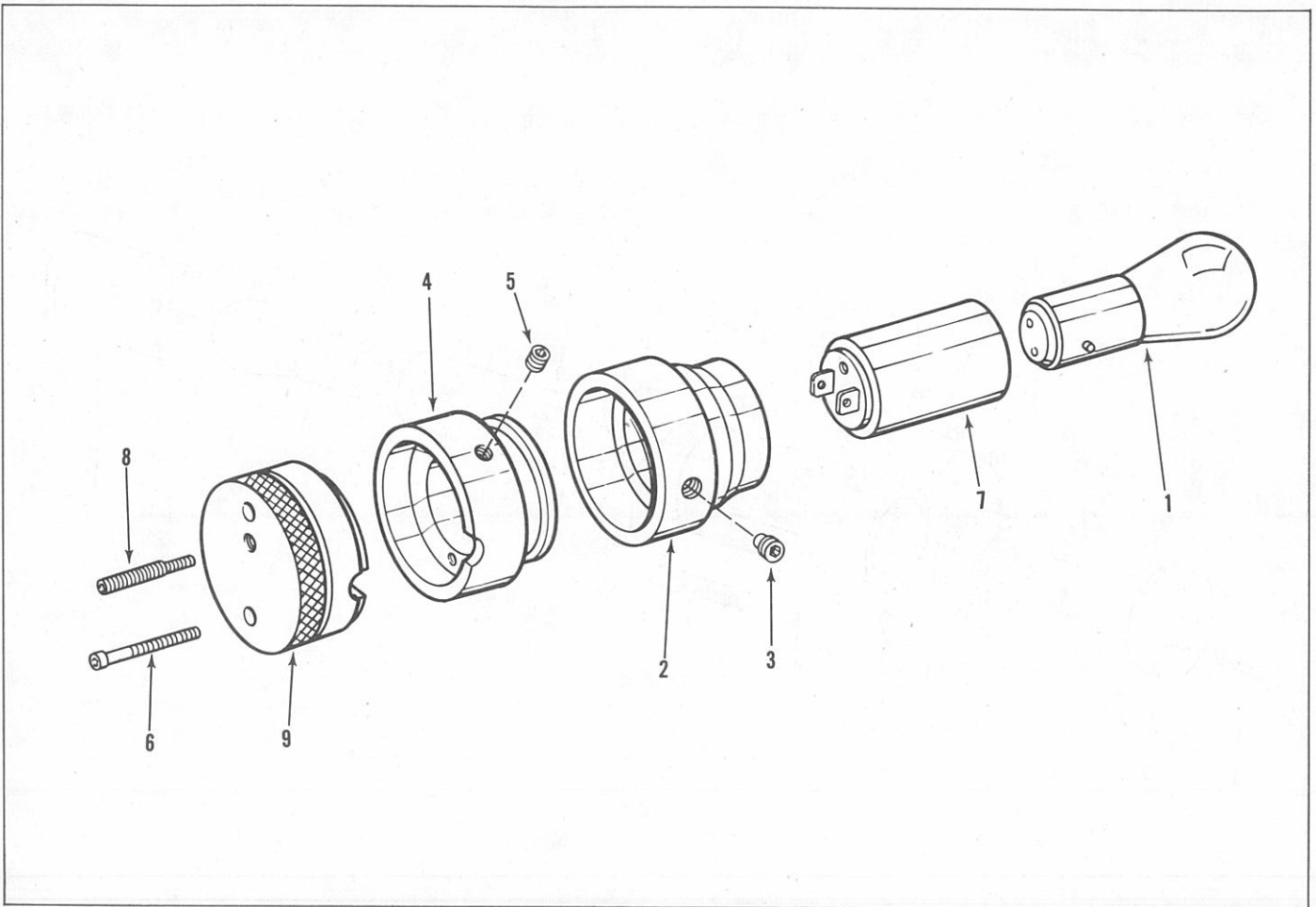


Figure 80. Printing Lamp Assembly PN 031800

FIG. & INDEX NO.	PART NUMBER	1	2	3	4	5	6	7	DESCRIPTION	UNITS PER ASSY	USABLE ON CODE
PRINTING LAMP ASSEMBLY PN 031800											
80-	031800								LAMP ASSEMBLY, Printing (See figure 76 for NHA)	REF	E
-1	1594								LAMP, INCANDESCENT (08806) (06650 PN 309499)	1	
-2	302904								HOUSING, Lamp	1	
-3	302683								SETSCREW, Lamp assembly (AP)	1	
-4	302894								HOLDER, Bottom printing lamp	1	
-5	COML								SETSCREW, Hex socket, cup point, SST, NO. 10-32 UNF-2A by 1/4 IN. (06650 PN 399200) (AP)	1	
-6	COML								SCREW, CAP, SCH, SST, NO. 4-40 UNC-2A by 1 IN. (06650 PN 399238) (AP)	2	
-7	030257								SOCKET ASSEMBLY, Lamp	1	
-8	302682								SCREW, Lamp adjusting	1	
-9	302886								HOLDER, Top, printing lamp	1	

Group Assembly Parts List

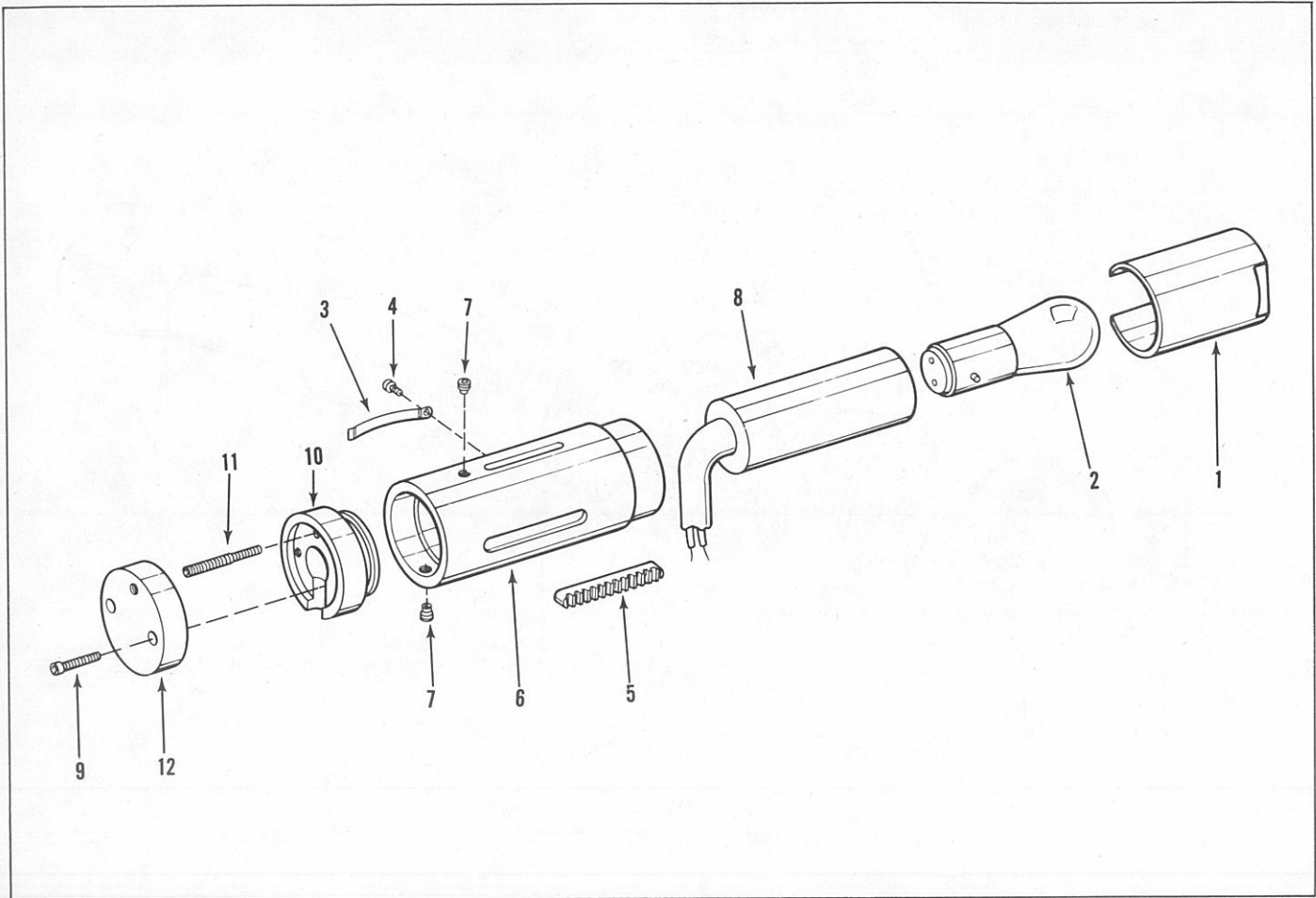


Figure 81. Printing Lamp Assembly PN 033063

FIG. & INDEX NO.	PART NUMBER	1	2	3	4	5	6	7	DESCRIPTION	UNITS PER ASSY	USABLE ON CODE
PRINTING LAMP ASSEMBLY PN 033063											
81-	033063								LAMP ASSEMBLY, Printing (See figure 76 for NHA) . . . . .	REF	F
-1	302681								. COVER, Lamp . . . . .	1	
-2	1594								. LAMP, INCANDESCENT (08806) (06650 PN 309499) . . . . .	1	
-3	302689								. SPRING, Tension, lampslide . . . . .	1	
-4	COML								. SCREW, MACHINE, BIND. HD, SST, NO. 2-56 NC-2A by 1/8 IN. (06650 PN 399002) (AP) . . . . .	1	
-5	L-503								. GEAR, RACK (90150) (06650 PN 302699) . . . . .	1	
-6	302626								. HOUSING, Lamp . . . . .	1	
-7	302683								. SETSCREW, Lamp assembly (AP) . . . . .	2	
-8	030258								. HOLDER ASSEMBLY, Lamp . . . . .	1	
-9	302682								. SCREW, Lamp adjusting . . . . .	1	
-10	302679								. CAP, Lamp mount . . . . .	1	
-11	COML								. SCREW, CAP, SCH, SST, NO. 4-40 UNC-2A by 1/2 IN. (06650 PN 399124) (AP) . . . . .	2	
-12	302652								. COVER, Lamp mount . . . . .	1	

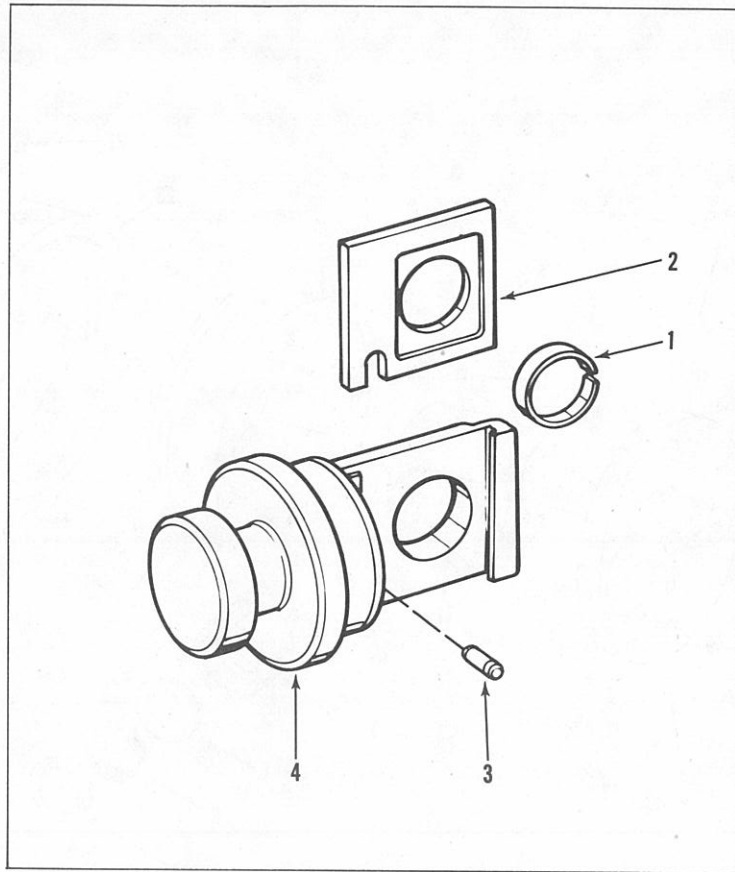


Figure 82. Filter Holder Assembly

FIG. & INDEX NO.	PART NUMBER	1	2	3	4	5	6	7	DESCRIPTION	UNITS PER ASSY	USABLE ON CODE
FILTER HOLDER ASSEMBLY											
82-	030766								HOLDER ASSEMBLY, Filter (See figure 76 for NHA) . . . . .	REF	E
-1	309594								. SPRING, Filter holder . . . . .	1	
-2	309593								. SLIDE, 16 MM filter . . . . .	1	
-3	304839								. PIN, STRAIGHT HEADLESS . . . . .	1	
-4	304800								. HOLDER, Filter . . . . .	1	

Group Assembly Parts List

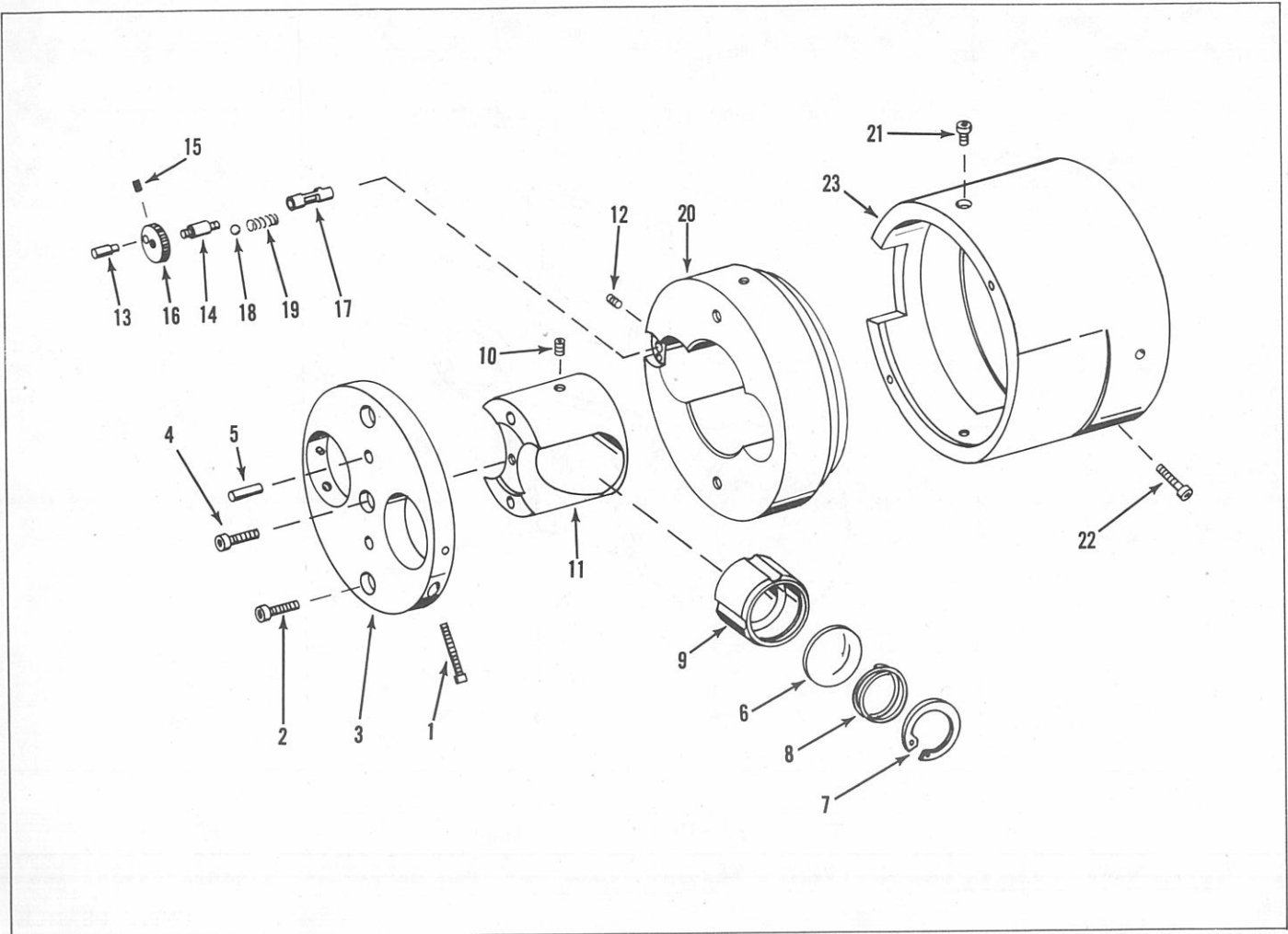


Figure 83. Aperture Drum Assembly PN 031489



FIG. & INDEX NO.	PART NUMBER	1	2	3	4	5	6	7	DESCRIPTION	UNITS PER ASSY	USABLE ON CODE
APERTURE DRUM ASSEMBLY											
83-	031489								DRUM ASSEMBLY, Aperture (See figure 76 for NHA) . . . . .	REF	E
-1	303943								. SCREW, CAP, Knurled head . . . . .	2	
83-	NO NUMBER								. COVER PLATE AND LENS BLOCK ASSEMBLY . . . . .	1	
-2	COML								. SCREW, CAP, SCH, SST, NO. 10-32 UNF-2A by 1/2 IN. . . . . (06650 PN 399140) (AP)	2	
-3	030694								. . COVER PLATE . . . . .	1	
-4	COML								. . SCREW, CAP, SCH, SST, NO. 10-32 UNF-2A by . . . . . 1/2 IN. (06650 PN 399140) (AP)	1	
-5	765075								. . PIN, Locating (AP) . . . . .	2	
83-	030700								. . LENS BLOCK ASSEMBLY . . . . .	1	
-6	202789								. . . LENS . . . . .	1	
-7	5008-100								. . . RING, RETAINING (79136) (06650 PN 308698) (AP) . . . . .	1	
-8	303947								. . . SPRING, HELICAL, COMPRESSION . . . . .	1	
-9	303374								. . . RETAINER, Lens . . . . .	1	
-10	COML								. . . SETSCREW, Hex socket, cup point, SST, NO. 10-32 . . . . . UNF-2A by 1/4 IN. (06650 PN 304015) (AP)	2	
-11	303370								. . . BLOCK, Lens . . . . .	1	
83-	031488								. KNOB ASSEMBLY, Aperture . . . . .	1	
-12	AN565DC4H-2								. SETSCREW (06650 PN 399039) (AP) . . . . .	1	
-13	303940								. . STUD, Aperture knob adjust . . . . .	1	
-14	303939								. . SHAFT, Aperture adjustment . . . . .	1	
-15	AN565DC4H-2								. . SETSCREW (06650 PN 399039) (AP) . . . . .	1	
-16	303946								. . KNOB . . . . .	1	
-17	303372								. SLIDE, Sound aperture . . . . .	1	
-18	1261								. BALL, BEARING . . . . .	1	
-19	308699								. SPRING, HELICAL, COMPRESSION . . . . .	1	
-20	303375								. APERTURE . . . . .	1	
-21	COML								. SCREW, CAP, SCH, SST, NO. 6-32 UNC-2A by 1/4 IN. . . . . (06650 PN 399130) (AP)	2	
-22	COML								. SCREW, CAP, SCH, SST, NO. 6-32 UNC-2A by 1/2 IN. . . . . (06650 PN 399132)	1	
-23	303948								. HOUSING . . . . .	1	

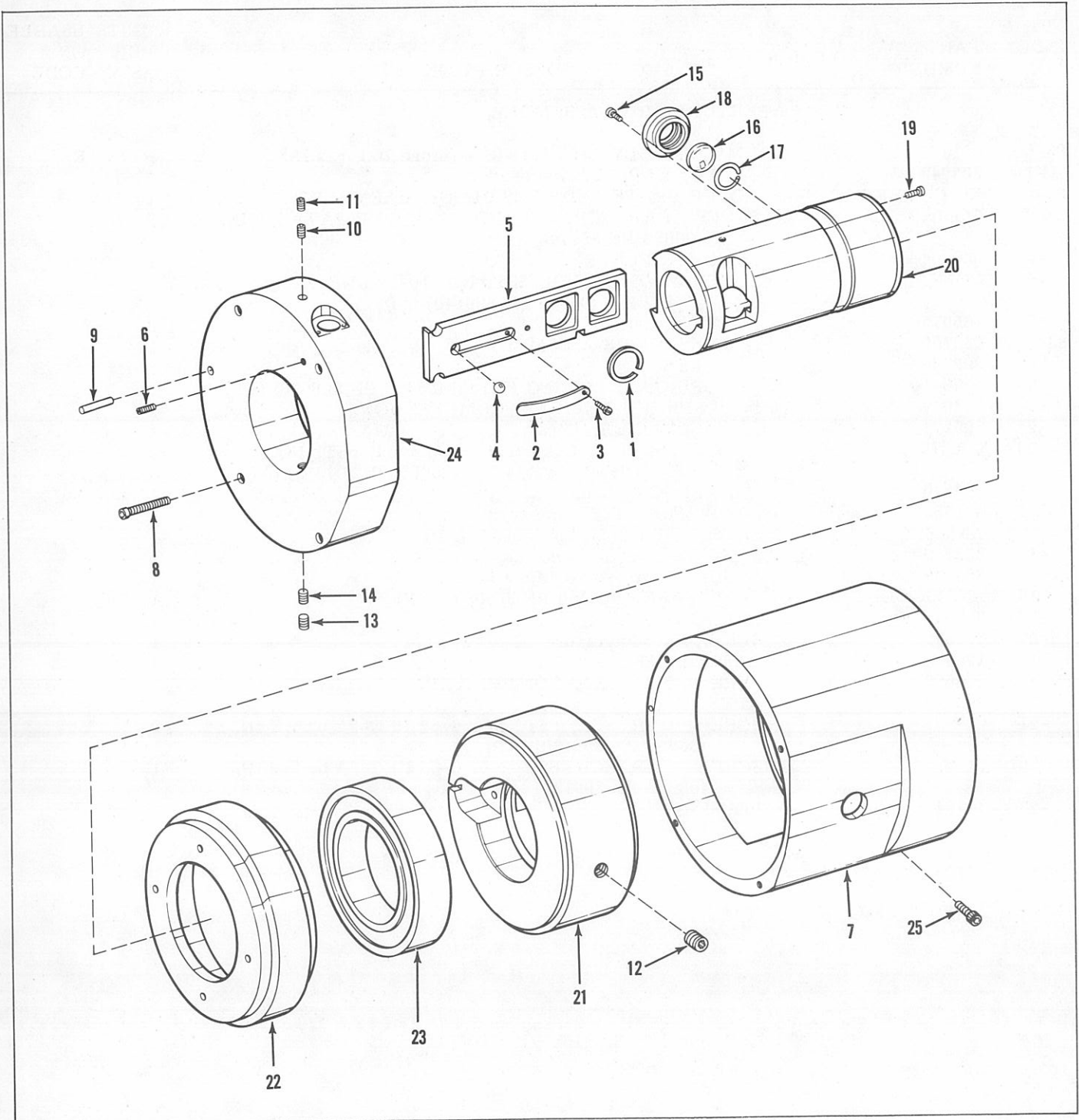


Figure 84. Aperture Drum Assembly PN 033060

FIG. & INDEX NO.	PART NUMBER	1	2	3	4	5	6	7	DESCRIPTION	UNITS PER ASSY	USABLE ON CODE
APERTURE-DRUM ASSEMBLY											
84-	033060								DRUM ASSEMBLY, Aperture (See figure 76 for NHA) . . . . .	REF	F
84-	033056								. . . . . HOLDER ASSEMBLY, Filter . . . . .	1	
-1	302695								. . . . . RING, RETAINING . . . . .	2	
-2	302690								. . . . . SPRING . . . . .	1	
-3	COML								. . . . . SCREW, MACHINE, BIND. HD, SST, passivate, NO. 4-40 NC-2A by 1/2 IN. (06650 PN 399008) (AP)	1	
-4	COML								. . . . . BALL, BEARING, SST, 1/4 IN. DIA . . . . . (06650 PN 82668)	1	
-5	302691								. . . . . HOLDER, Filter . . . . .	1	
-6	COML								. . . . . SETSCREW, Hex socket, flat point, NO. 10-32 UNF-2A . . by 1/4 IN. (06650 PN 306417)	1	
-7	302678								. . . . . HOUSING, Aperture. . . . .	1	
-8	COML								. . . . . SCREW, CAP, SCH, SST, NO. 8-32 UNC-2A by . . . . . 1-1/4 IN. (06650 PN 399191) (AP)	4	
-9	COML								. . . . . PIN, STRAIGHT, HEADLESS, SST, 0.1876 DIA by . . . . . 1.40 IN. (06650 PN 302756) (AP)	1	
-10	COML								. . . . . SETSCREW, Hex socket, flat point, NO. 10-32 UNF-2A . . by 1/4 IN. (06650 PN 306417)	1	
-11	302683								. . . . . SETSCREW . . . . .	1	
84-	NO NUMBER								. . . . . LENS AND HOLDER ASSEMBLY . . . . .	1	
-12	COML								. . . . . SETSCREW, Hex socket, flat point, SST, 1/4-20 UNC-2A . . by 1/4 IN. (06650 PN 308764) (AP)	1	
-13	COML								. . . . . SETSCREW, Hex socket, flat point, SST, 5/16-24 UNF-2A . . by 5/16 IN. (06650 PN 399240) (AP)	1	
-14	COML								. . . . . SETSCREW, Hex socket, dog point, SST, 5/16-24 UNF-2A . . by 0.32 IN. (06650 PN 302685) (AP)	1	
84-	033059								. . . . . LENS ASSEMBLY, Mount . . . . .	2	
-15	COML								. . . . . SCREW, MACHINE, BIND. HD, SST, NO. 2-56 NC-2A . . by 1/8 IN. (06650 PN 399002) (AP)	4	
-16	202794								. . . . . LENS . . . . .	1	
-17	302688								. . . . . RING, RETAINING (AP) . . . . .	1	
-18	302640								. . . . . MOUNT, Lens . . . . .	1	
-19	COML								. . . . . SCREW, MACHINE, BIND. HD, SST, passivate, NO. 4-40 NC-2A by 1/8 IN. (06650 PN 399008)	3	
-20	302686								. . . . . HOLDER, Lens . . . . .	1	
-21	308696								. . . . . APERTURE . . . . .	1	
-22	308694								. . . . . SHOULDER, Rolling . . . . .	1	
-23	60102ZJC1								. . . . . BEARING, BALL, ANNULAR (52676) (06650 PN 309454) . . . . .	1	
-24	308697								. . . . . COVER, Housing, aperture . . . . .	1	
-25	COML								. . . . . SCREW, CAP, SCH, SST, NO. 8-32 UNC-2A . . . . . by 3/8 IN. (06650 PN 399135)	1	

Group Assembly Parts List

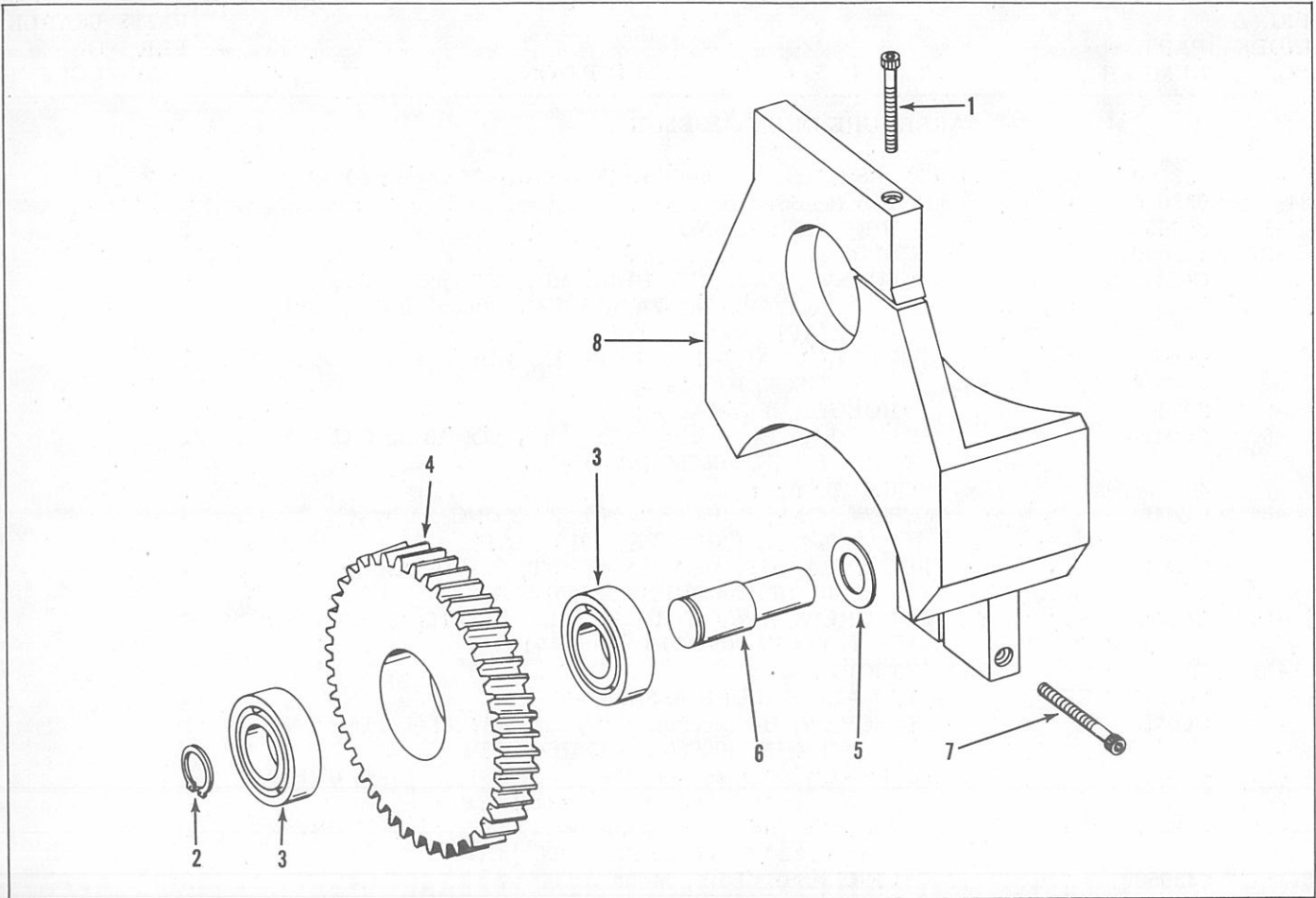


Figure 85. Idler Arm Assemblies

FIG. & INDEX NO.	PART NUMBER	1	2	3	4	5	6	7	DESCRIPTION	UNITS PER ASSY	USABLE ON CODE
<b>IDLER ARM ASSEMBLIES</b>											
85-	030706								ARM ASSEMBLY, Idler, top (See figure 76 for NHA)	REF	EF
	030734								ARM ASSEMBLY, Idler, bottom (See figure 76 for NHA)	REF	EF
-1	COML								SCREW, CAP, SCH, SST, NO. 8-32 UNC-2A by 1-1/4 IN. (06650 PN 399191)	1	
85-	034160								GEAR ASSEMBLY, Idler	1	
-2	5100-50MF								RING, RETAINING (79136) (06650 PN 304726) (AP)	1	
-3	SR8SS3								BEARING, BALL, ANNULAR (70854) (Alternate)	2	
	5KDDFS171								BEARING, BALL, ANNULAR (21335) (Alternate) (06650 PN 309796)	2	
-4	303944								GEAR, HELICAL	1	
-5	303941								SPACER, Idler gear	1	
-6	303942								STUD, Idler gear	1	
-7	COML								SCREW, CAP, SCH, SST, NO. 8-32 UNC-2A by 1 IN. (06650 PN 399139) (AP)	1	
-8	303373								ARM, Idler (Used on 030706)	1	
	303949								ARM, Idler (Used on 030734)	1	



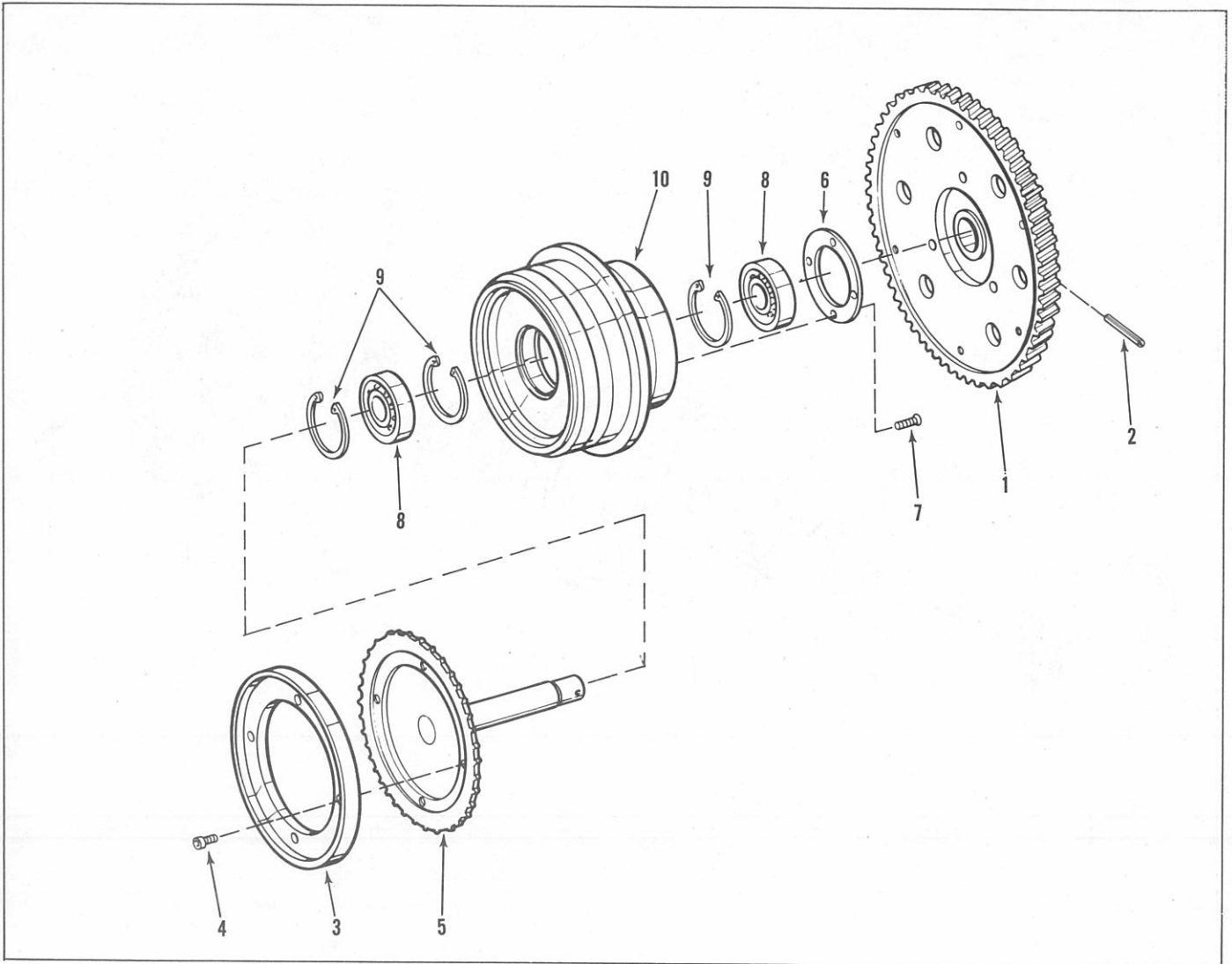


Figure 86. Sprocket Housing Assembly PN 030786

FIG. & INDEX NO.	PART NUMBER	1	2	3	4	5	6	7	DESCRIPTION	UNITS PER ASSY	USABLE ON CODE
SPROCKET HOUSING ASSEMBLY PN 030786											
86-	030786								HOUSING ASSEMBLY, Sprocket (See figure 76 for NHA) . . .	REF	E
-1	309207								. GEAR, HELICAL . . . . .	1	
-2	79-028-125-1125								. PIN, SPRING (72962) (06650 PN 309881) (AP) . . . . .	1	
86-	031369								. SPROCKET ASSEMBLY . . . . .	1	
-3	304984								. DRUM, Sprocket . . . . .	1	
-4	COML								. SCREW, CAP, SCH, SST, NO. 4-40 NC-2A by 3/16 IN. (06650 PN 309701) (AP) . . . . .	4	
-5	034488								. SPROCKET ASSEMBLY . . . . .	1	
-6	304624								. COVER, Bearing . . . . .	1	
-7	COML								. SCREW, MACHINE, FH, SST, NO. 2-56 UNC-2A by 1/4 IN. (06650 PN 399156) (AP) . . . . .	4	
-8	R10SS3G2								. BEARING, BALL, ANNULAR (70854) . . . . . (06650 PN 302546)	2	
-9	5008-100-H								. RING, RETAINING (79136) (06650 PN 304018) (AP) . . . . .	3	
-10	303938								. HOUSING, Sprocket . . . . .	1	

Group Assembly Parts List

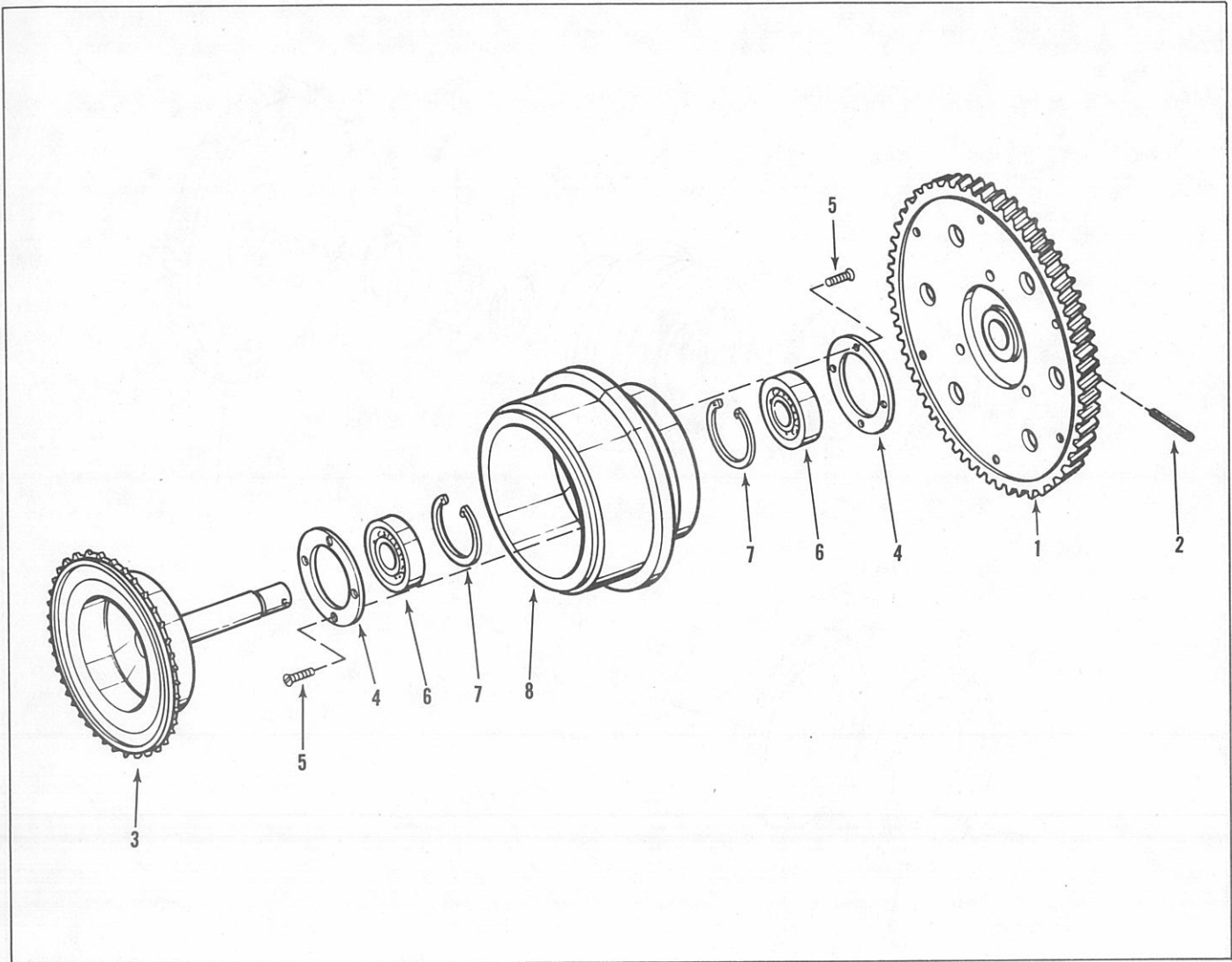


Figure 87. Sprocket Housing Assembly PN 033057

FIG. & INDEX NO.	PART NUMBER	1	2	3	4	5	6	7	DESCRIPTION	UNITS USABLE	
										PER ASSY	ON CODE
SPROCKET HOUSING ASSEMBLY PN 033057											
87-	033057								HOUSING ASSEMBLY, Sprocket (See figure 76 for NHA) . . .	REF	F
-1	309207								. GEAR, HELICAL . . . . .	1	
-2	79-028-125-1125								. PIN, SPRING (72962) (06650 PN 309881) (AP) . . . . .	1	
-3	031266								. SPROCKET, Printing . . . . .	1	
-4	304624								. COVER, Bearing . . . . .	2	
-5	COML								. SCREW, MACHINE, FH, SST, NO. 2-56 UNC-2A by 1/4 IN. (06650 PN 399156) (AP)	8	
-6	R10SS3G2								. BEARING, BALL, ANNULAR (70854) (06650 PN 302546). . . . .	2	
-7	5008-100-H								. RING, RETAINING (79136) (06650 PN 304018) . . . . .	2	
-8	302701								. HOUSING, Sprocket . . . . .	1	

